

Metering Operations

Commented [HT1]: Post M6 Baseline Update - This schedule has been redlined against the approved and baselined version at M6.

Amendments reflect:

- R0192 housekeeping updates
- R0121 SDEP message references
- Proposed corrections identified by the Code Manager post-M6

At M8 / M10 this version of the Metering Operations Schedule will replace the existing schedule in its entirety given the scale of the change.

Contents

Commented [HT2]: R0209 - Revised Contents table to reflect Parts A-E (not redlined)

PART A – General Provisions	5
1 Introduction	5
2 General Obligations	7
Energy Suppliers	7
Electricity Suppliers Only	8
Metering Equipment Managers	8
Electricity MOAs Only	9
Complex Sites (Electricity)	11
PART B – Metering Equipment Managers	12
3 Becoming a Metering Equipment Manager	12
4 Not Used	1342
5 Not Used	1342
Part C – Operational Processes Gas	13
6 Gas Metering Asset Installation	13
7 Gas Metering Asset Removal	17
8 Gas Metering Asset Exchange / Reposition	21
9 Gas Switch with Concurrent Change of MAM	2626
10 Gas Switch with No Concurrent Change of MAM	33
11 Gas Change of MAM with Transfer of Metering Asset	38
12 Gas Change of MAM with Metering Asset Exchange	41
13 Gas Change of Meter Asset Provider	46
14 Change of Gas Act Owner	46
Part D – Operational Processes Electricity for MHHS Metering Points	4847
15 Electricity Metering Asset Installation	4847
16 Electricity Metering Asset Removal	5655
17 Electricity Metering Asset Exchange or Reconfiguration	5958
18 Change of Feeder Status for Electricity Metering Assets	6362
19 Fault Resolution for Electricity Metering Assets	6564
20 Sharing Information following Electricity Meter Works	6968
21 Change of Energisation Status for Electricity Metering Assets	7274
22 Electricity MOA Appointment	7675
Electricity MOA Appointment with Initial Registration	7776
Electricity MOA Appointment with Switch	8382
23 Maintenance of MOA Appointment Data	103402

24	Change of Advanced / Smart Data Service Agent (Electricity)	<u>113442</u>
25	Change of Meter Asset Provider	<u>114443</u>
26	Change of Market Segment (Electricity).....	<u>116444</u>
27	Proving Tests (Electricity)	<u>117446</u>
28	Safe Isolation Provider (Electricity)	<u>134433</u>
29	Crowded Meter Room MEM (Electricity)	<u>140439</u>
Part E – Operational Processes Electricity for Non-MHHS Metering Points		<u>147445</u>
30	Metering Asset Installation.....	<u>147445</u>
31	Metering Asset Removal.....	<u>161459</u>
32	Metering Asset Exchange / Reconfiguration	<u>167466</u>
33	Switch with Concurrent Change of MOA.....	<u>188486</u>
34	Switch with No Concurrent Change of MOA	<u>206204</u>
35	Change of MOA with Transfer of Metering Asset.....	<u>210208</u>
36	Change of Meter Asset Provider	<u>218246</u>
37	Change of Energisation Status (Electricity Only).....	<u>219247</u>
38	Change of Feeder Status (Electricity Only)	<u>235233</u>
39	Change of Data Collector (Electricity Only)	<u>239237</u>
40	Fault Resolution (Electricity Only)	<u>239237</u>
41	Change of Measurement Class (Electricity Only).....	<u>249247</u>
42	Proving Tests (Electricity Only)	<u>249247</u>
43	Safe Isolation Provider (Electricity Only)	<u>264262</u>
	Notifying the Electricity Supplier	<u>264262</u>
44	Crowded Meter Room MOA (Electricity Only)	<u>271269</u>

SCHEDULE 14

Metering Operations

Version: 5.0 Effective Date: 28 June 2024

Domestic Suppliers	Mandatory
Non-Domestic Suppliers	Mandatory
Gas Transporters	Mandatory
Distribution Network Operators	Mandatory
DCC	N/A
Metering Equipment Managers	Mandatory
Approved Meter Installer	Mandatory
Electricity Metering Operative	Mandatory
Non-Party REC Service Users	N/A

Commented [SJ3]: Post M6 Consultation Update;
Baseline drafting reflects version 5.0, released in June 2024

Approved CPs R0094, R0121, R0150 and R0181 included

Change History

Version Number	Implementation Date	Reason for Change
0.1	N/A	Initial draft for December 2020 consultation
2.0	1 September 2021	Incorporating respondents comments
2.1	31 January 2022	R0012
2.2	30 June 2022	R0019
3.0	18 July 2022	Switching SCR Modification R0041
3.1	4 November 2022	R0018, R0031, R0036
3.2	1 April 2023	R0047
4.0	30 June 2023	R0015, R0021, R0101
4.1	3 November 2023	R0017
5.0	28 June 2024	R0043, R0064
TBC	TBC	R0094, R0121, R0150, R0181

Commented [SJ4]: Post M6 Consultation Update
Change history updated to reference V5.0 implemented following the issue of the M6 consultation.

Baseline updated to reflect R0181 approval in addition to the approved CPs R0094, R0121 and R0150 which were included before the M6 consultation. Note that R0150 has been approved subject to approval of the equivalent BSC Modification (P455). If the BSC Modification is rejected by the Authority then the drafting for R0150 will be removed.

MHHS 0.1	N/A	Draft version for MHHS consultation
MHHS 0.2	N/A	Updated draft post MHHS consultation
MHHS 0.3	N/A	Final update for CDWG
MHHS 0.4	N/A	Draft version for mop up consultation
MHHS 0.5	N/A	MHHS required changes: Updated to reflect Mop Up consultation comments. To be issued to CDWG for assurance check.
MHHS 0.6	N/A	MHHS required changes: Updated to reflect Mop Up assurance comments. To be issued to CDWG for recommendation to CCAG.
MHHS 0.7	N/A	MHHS required changes: Updated for M6 consultation
MHHS 0.8	N/A	MHHS required changes: Updated post M6 consultation (baseline update only)
MHHS 1.0	N/A	M6 version approved by CCAG. Updated version number for SCR consultation with no further changes made from previous version-
MHHS 1.1	N/A	Updated for R0209 to capture R0192, R0121 SDEP Market Message references and housekeeping identified by Code Manager
MHHS v1.2	N/A	Updated following R0209 consultation – drafting additions identified by the Code Manager.

PART A – General Provisions

1 Introduction

- 1.1. This REC Schedule sets out the obligations on Metering Equipment Managers, Energy Suppliers, Distribution Network Operators and Gas Transporters in respect of metering operations, including:
- (a) the requirements relating to the appointment of Metering Equipment Managers by Energy Suppliers;
 - (b) general requirements on Energy Suppliers and Metering Equipment Managers regarding the accuracy of Meter Technical Details; and

- (c) operational processes used by Metering Equipment Managers to carry out work including appointment changes, sharing [Meter Technical Details](#), installing and removing [Metering Assets](#) and the associated process controls such as commissioning, testing and fault resolution.
- 1.2. This REC Schedule should be read in conjunction with:
- (a) the Qualification and Maintenance Schedule and Metering Accreditation Schedule, which define the overall entry assessment provisions which apply to Metering Equipment Managers;
 - (b) the Consolidated Metering Code of Practice (CoMCoP), which defines obligations on gas and electricity Metering Equipment Managers;
 - (c) the Data Specification, which defines the format and content of each specific transaction referenced within the operational processes and includes the gas Meter Model Table or Converter Model Table;
 - (d) the BSC, which defines the technical metering specifications and testing requirements for electricity Metering Assets, specifically the BSC Metering Codes of Practice and BSCP601;
 - (e) the UNC and IGT UNC which define the requirements relating to UNC communications between the Shipper and CDSP; and
 - (f) the DCUSA, which amongst other things, governs the electricity Metering Point disconnection activities that are provided by Distribution Network Operators.
- 1.3. This REC Schedule defines requirements applicable to both gas and electricity Market Participants. Operational processes have been separated with Part C containing gas processes and Parts D and E containing electricity processes – Part D for MHHS Metering Points and Part E for Non-MHHS Metering Points. For electricity, provisions are applicable to all types of Metering Asset unless explicitly limited to Traditional Metering Assets, Smart Metering Assets or Advanced Metering Assets.
- 1.4. As set out in Part D of this REC Schedule, Electricity Suppliers and Meter Operator Agents (MOAs) shall be required to send certain Market Messages via the Data Integration Platform (DIP). When transacting via the DIP, Electricity Suppliers and MOAs shall populate DIP Market Messages in accordance with the applicable rules set out in the Data Specification, and shall implement monitoring to identify where expected responses are not received within expected timescales.
- 1.5. The sending of the DIP Market Messages and those Market Messages used to exchange data with the CDSP is mandatory. It is not necessarily mandatory to send the other [Market Messages](#) defined in this [REC Schedule](#), which shall be used as the default for communications, unless there is a bilateral commercial arrangement in place which stipulates an alternate approach. Where another method of transfer is agreed between the relevant parties, the information transferred, shall nevertheless reflect the content of the relevant [Market Message\(s\)](#) and be transferred within the required timescales.
- 1.6. Where DIP Market Messages are used to send information to a Distribution Network Operator from the relevant Supplier Meter Registration Agent, the Distribution Network

Commented [HT5]: Housekeeping identified in R0209

Operator shall subscribe to receive the relevant DIP Market Message or, access the information via internal communication channels.

- 1.7. Where the [CDSP](#) provides files to [Shippers](#) on behalf of the [Gas Transporter](#) as defined in this [REC Schedule](#), the [Gas Transporter](#) shall ensure that the [CDSP](#) is compliant with the processes and timescales set out within this [REC Schedule](#). Information provided to or by the [CDSP](#) in accordance with the gas processes defined in this [REC Schedule](#) will be deemed to have been provided to or by the relevant [Gas Transporter](#).
- 1.8. To support population of electricity meter configuration data by Electricity Suppliers and MOAs, the Code Manager shall maintain, and make available, a Meter Configuration Table; and shall define procedures to enable Electricity Suppliers to propose changes to this valid set of data.

2 General Obligations

Energy Suppliers

- 2.1. Except for gas Metering Assets for which the Consumer is the Gas Act Owner, Registered Suppliers shall ensure that they Appoint a Metering Equipment Manager to act as their Supplier Agent in providing metering related services for the entire period during which they remain the Registered Supplier for the RMP.
- 2.2. Where Energy Suppliers are required to Appoint a Metering Equipment Manager, the Energy Suppliers shall issue Appointment requests for their Metering Equipment Manager(s) within a timescale sufficient to ensure that the Metering Equipment Manager is Appointed by the Supply Effective From Date.
- 2.3. Where Energy Suppliers are required to Appoint a Metering Equipment Manager, they shall ensure that the Metering Equipment Manager is Qualified in accordance with the Qualification and Maintenance Schedule.
- 2.4. Where Energy Suppliers receive data from their Metering Equipment Manager or Shipper under this REC Schedule, they shall ensure that invalid and/or inaccurate information, which prevents the relevant process being undertaken, is identified promptly and communicated back to the Metering Equipment Manager or [Shipper](#), as applicable.
- 2.5. Any Gas Supplier who wishes to de-energise and re-energise an electricity supply in order to install, remove or maintain a Communications Hub, must have already either become a signatory to the DCUSA or put in place appropriate arrangements with the relevant [Distribution Network Operator](#).
- 2.6. When remotely retrieving any reading(s) from Metering Assets of type SMETS 2 version 3.1 or above (or for other Metering Asset types where there is known to be a difference between the number of digits held in the internal register and those displayed on the Metering Asset), the Energy Supplier shall ensure reading(s) are consistent with the number of register digits displayed on the display of the Metering Asset. In the event where an internal reading is retrieved (e.g. remotely or via a handheld device), the leading digits from the reading should be truncated [or padded](#) such that the number of digits are consistent with the display of the Metering Asset. In addition, for gas Metering Assets where the reading received has more than five register digits, the reading should be truncated [or padded](#) to ensure consistency.

Commented [HT6]: R0192 housekeeping amendment

Commented [HT7]: R0192 housekeeping amendment

Electricity Suppliers Only

- 2.7. Where the same electricity Metering Asset is being utilised for the measurement of the Import and/or Export for more than one Metering Point the Registered Supplier(s) for Import / Export Metering Points shall ensure that the same MOA is Appointed for all the Metering Points involved.

2.7A Where the same electricity Metering Asset for a Smart Metering Asset is being utilised for the measurement of Export and / or Import by two or more Electricity Suppliers, any of the Electricity Suppliers may raise queries about the functioning of communications equipment with the other Electricity Supplier(s) via the Secure Data Exchange Portal (SDEP) using Market Message ~~PT00XX~~ [PT0079](#) Smart Metering Communications Issues General Query (Elec).

Commented [HT8]: R0121 SDEP Market Message reference added

- 2.8. Where the same electricity Metering Asset is being utilised for the measurement of Import by Metering Points registered in the Supplier Meter Registration Service and Export by Metering Points registered in the Central Meter Registration Service, the same MOA shall be Appointed to all of the Import and Export Metering Points. The party which is the registrant of the Metering Point in the Central Meter Registration Service shall secure that the same person is Appointed as https://emar.energycodes.co.uk/rm/resources/TX_cYDcJFS7EeuGWeSXvTEFcQMOA in relation to the Metering Point registered in the Central Meter Registration Service as is Appointed in relation to the Metering Point registered in the Supplier Meter Registration Service. This MOA shall be qualified for operations in relation to both markets in accordance with the BSC and this Code.
- 2.9. Where a Shared SVA Metering System arrangement is in place, in accordance with the provisions in BSC section K and BSCP550, the Registered Supplier(s) shall ensure that the same MOA is Appointed for all impacted Metering Points.
- 2.10. The Registered Supplier for a Metering Point shall ensure that the installed Metering Asset is compliant with the relevant BSC Metering Code(s) of Practice and that the Metering Asset has been commissioned and tested in accordance with BSC Metering Code of Practice 4 and BSCP601, as applicable.

Metering Equipment Managers

- 2.11. Each [Metering Equipment Manager](#) shall comply with all the relevant provisions within the CoMCoP, as applicable to gas and / or electricity (depending upon whether they are [Qualified as either or both a Meter Asset Manager \(MAM\) and / or a MOA](#)).
- 2.12. Each [Metering Equipment Manager](#) shall perform any responsibilities and obligations against a specific [RMP](#), for the entire period for which it is [Appointed](#) by the [Energy Supplier](#).
- 2.13. Each [Metering Equipment Manager](#) shall be accountable for the installation, commissioning, testing, maintenance, rectification of faults in respect of and provision of a sealing service in respect of [Metering Assets](#) (including if applicable associated [Communications Equipment](#)) in accordance with this [REC Schedule, the relevant parts of the CoMCoP](#) and any relevant BSC Metering Codes of Practice. [The Metering Equipment Manager](#) must either undertake this work itself or must arrange for an

Approved Meter Installer (AMI) or an Electricity Metering Operative (EMO) to undertake this work, as further described in the [CoMCoP](#).

- 2.14. Each MOA shall take all reasonable steps to ensure that the Communications Equipment for each electricity Advanced Metering Asset is active and maintained to provide continuous remote access to electricity consumption data, from no later than the start of the window during which Electricity Suppliers are obliged to migrate Metering Points with Advanced Metering Assets to the arrangements established via MHHS Implementation (as defined in the BSC).
- 2.15. Each [Metering Equipment Manager](#) shall maintain [Meter Technical Details](#) for installed [Metering Assets](#) and provide such details to the [Registered Supplier and other Market Participants](#) in accordance with the processes set out in Parts C, D and E of this [REC Schedule](#).
- 2.16. The Losing [Metering Equipment Manager](#) must be able to send a valid [Market Message](#) containing [Meter Technical Details](#) to the Gaining [Metering Equipment Manager](#) in accordance with Parts C, D and E of this [REC Schedule](#) and the [Data Specification](#).
- 2.17. The Gaining [Metering Equipment Manager](#) must be able to accept and act upon a valid [Market Message](#) containing [Meter Technical Details](#) sent to it by the Losing [Metering Equipment Manager](#) in accordance with Parts C, D and E of this [REC Schedule](#) and the [Data Specification](#). The Gaining Metering Equipment Manager shall investigate where Meter Technical Details are not received within the expected timescales.
- 2.18. Unless the [Consumer](#) is the meter owner, the [Metering Equipment Manager](#) shall provide information as defined in this REC Schedule and the Data Specification to the relevant [Meter Asset Provider](#):
 - (a) on installation or removal of [Metering Asset](#);
 - (b) on Appointment as the [Metering Equipment Manager](#), whether as a result of a [Switch](#) or change of [Metering Equipment Manager](#); and
 - (c) on de-appointment as the [Metering Equipment Manager](#).
- 2.19. Metering Equipment Managers shall record Consumer Contact Data and Priority Services Data provided by the Energy Supplier in accordance with this REC Schedule and / or the Transfer of Consumer Data Schedule, and shall delete or obfuscate such data following receipt of data updates or de-appointment.

Electricity MOAs Only

- 2.20. Each electricity MOA shall ensure that the Import or Export of electricity at the Metering Points for which it is Appointed is accurately recorded by the applicable Metering Asset and that the time control and load switching devices are calibrated, installed and maintained in compliance with the relevant BSC Metering Code(s) of Practice.
- 2.21. Except in an emergency, the electricity MOA for MHHS Metering Points shall give the Advanced Data Service Agent sufficient notice of the installation, repair, removal, reprogramming, energisation or de-energisation of any meter associated with Advanced Metering Assets, to enable the Advanced Data Service Agent to recover the data required for settlement using its normal method of data collection.

2.21A Except in an emergency, the MOA for Non-MHHS Metering Points shall give the Appointed Half Hourly Data Collector sufficient notice of the installation, repair, removal, reprogramming, energisation or de-energisation of any meter associated with HHDC-Serviced Metering Assets, to enable the Half Hourly Data Collector to recover the data required for settlement using its normal method of data collection. In the case of [Supplier Serviced Metering Assets](#), the MOA shall give such notice to its associated Energy Supplier.

- 2.22. MOAs shall obtain Industry Standing Data and Market Domain Data update notifications via the appropriate interface, in accordance with the BSC, and if required take necessary steps to obtain refreshed Industry Standing Data / Market Domain Data, maintain their records accordingly and reference / utilise Industry Standing Data / Market Domain Data as appropriate.
- 2.23. Where [Meter Technical Details](#) include the population of [Data Items](#) J0454 'CT Ratio' and/or J0455 'VT Ratio' then the populated value must conform to the valid set published by the [Balancing and Settlement Code](#). Where a [MOA](#) receives a value that is invalid (missing from the valid set) it shall set the value to 'unknown' for a VT Ratio and 'unkwn' for a CT Ratio and contact the Distribution Network Operator and [BSCCo](#) for resolution.
- 2.24. For MHHS Metering Points, only the Appointed MOA may update the Metering Asset information held by the Supplier Meter Registration Service, except for a 10 Working Day period following de-appointment where the previous MOA may still submit updates so as to allow for delayed information. After this 10 Working Day period, the previous MOA shall liaise with the Appointed MOA directly if updates are required. Where a Metering Asset change occurs in the Appointment of one MOA, but the Metering Asset update is not notified to the Supplier Meter Registration Service until a different MOA is Appointed, the Supplier Meter Registration Service will provide updates to both sets of Supplier Agents / Electricity Suppliers.
- 2.25. MOAs shall maintain an archive of all relevant transactional data for 40 months where the Settlement Day is prior to the M16 Milestone (as defined in Annex S-4 of the BSC) and for 24 months for Settlement Days later than or equal to the M16 Milestone date.
- 2.26. For MHHS Metering Points, MOAs shall obtain updates to the following data items via the appropriate interface, in accordance with BSCP706, and maintain their records as appropriate:
- (a) Metering Point Location Address;
 - (b) GSP Group Id;
 - (c) Domestic Premises Indicator;
 - (d) Related Metering Point association;
 - (e) Energy Direction;
 - (f) Metered Status;
 - (g) SMSO Id;
 - (h) Import / Export association;

- (i) Profile Class;
- (j) Standard Settlement Configuration; and
- (k) Connection Type.

Complex Sites (Electricity)

- 2.27. When the MOA sends Meter Technical Details and identifies a Complex Site, they shall also provide all required information [\[2\]](#) via the [Complex Site Supplementary Information Form](#) to each recipient of the Meter Technical Details, to enable collection of data from the [Metering Asset](#).
- 2.28. Where there is a change of status to one or all feeders, the MOA shall send an updated Complex Site Supplementary Information Form to each recipient of the Meter Technical Details.
- 2.29. In all cases, when sending a Complex Site Supplementary Information Form, the MOA shall also include a Single Line Diagram. This can be included as part of the Complex Site Supplementary Information Form or included as a separate document.
- 2.30. The Code Manager shall publish a copy of the Complex Site Supplementary Information Form on the REC Portal.

Commented [HT9]: Housekeeping identified in R0209

Gas Annual Portfolio Reconciliation

- 2.31. Gas MAMs shall participate in an annual portfolio reconciliation exercise. Gas MAMs shall provide the Annual Reconciliation Data Items (as defined in the Data Specification), for each Supply Meter Point for which a meter is installed, to the CDSP within 15 Working Days following the agreed extract date of 1 April each year.
- 2.32. The gas MAM shall take a snapshot of the relevant Data Items on the extract date and provide this data to the CDSP in a format and via the means set out in the Data Specification. The CDSP will carry out a reconciliation of MAM data against data in the Central Gas Register and report to the Code Manager and the relevant Gas Suppliers and MAMs using contact details provided by the Code Manager in accordance with the Service Definition for CDSP Further Services.
- 2.33. Where the gas [MAM](#) is informed of any inconsistencies identified through the annual portfolio reconciliation exercise, it shall review the issue and support resolution of the inconsistency within any timescales specified by the [REC Performance Assurance Board](#).

General Requirements

- 2.34. In the event Energy Suppliers, Metering Equipment Managers, Shippers, Meter Asset Providers, Electricity Retail Data Agents, Distribution Network Operators or the CDSP validate data provided in accordance with this REC Schedule, they shall identify exceptions using the response codes defined within the Data Specification.
- 2.35. Energy Suppliers, Metering Equipment Managers, Shippers, Meter Asset Providers, Electricity Retail Data Agents, Distribution Network Operators and the CDSP shall

monitor flow rejections received in accordance with Paragraph 2.34, and either resend the information in valid Market Messages, or otherwise resolve the exception.

- 2.36. Where the Gas Transporter, Distribution Network Operator, Metering Equipment Manager or Energy Supplier is the Data Master for a Data Item, it is responsible for ensuring it holds valid and accurate information in relation to that Data Item. To the extent it becomes aware that information in relation to that Data Item is invalid or inaccurate, it shall send valid and accurate information to other parties, as specified in this REC Schedule, as soon as reasonably practicable using the relevant update flows.
- 2.37. Valid information as referred to in this Paragraph 2 is that information which complies with the Data Specification. Accurate information as referred to in this Paragraph 2 is information that reflects the reality of the situation. Inaccurate information is information that does not reflect the reality of the situation.
- 2.38. Where the Gas Transporter, Distribution Network Operator, Metering Equipment Manager or Energy Supplier is made aware of valid changes to information relating to Data Items for which it is not the Data Master, it shall update its records accordingly and send this updated information to other parties, as specified in this REC Schedule, as soon as reasonably practicable using the relevant update flows.
- 2.39. In the event the Gas Transporter, Distribution Network Operator, Metering Equipment Manager or Energy Supplier has reasonable grounds for assuming the information referred to in Paragraph 2.38 to be inaccurate, it shall notify the Data Master of this.
- 2.40. On change of Metering Equipment Manager, the Losing Metering Equipment Manager shall cooperate with the Gaining Metering Equipment Manager, and any subsequent Gaining Metering Equipment Manager, to correct any errors relating to data associated with the Losing Metering Equipment Manager's period of Appointment. In all cases, the Gaining Metering Equipment Manager will retain an auditable record of any changes to the data for a period of 12 months.

PART B – Metering Equipment Managers

3 Becoming a Metering Equipment Manager

- 3.1. Organisations wishing to become a Metering Equipment Manager shall accede to this Code and become Qualified in accordance with the provisions in this Part B and the Qualification and Maintenance Schedule.
- 3.2. A Metering Equipment Manager may be Qualified to participate in both the gas and electricity markets, or just a single fuel market. A MOA may be Qualified to participate in both the Advanced Market Segment and Smart Market Segments, or just a single Market Segment.
- 3.3. A Metering Equipment Manager must also be Accredited as having necessary competencies to fulfil the requirements of the CoMCoP in accordance with the Metering Accreditation Schedule.
- 3.4. Once an organisation has become a Metering Equipment Manager, all rights and obligations set out in this REC Schedule shall apply until such time as the organisation ceases to be a Party in accordance with the Market Exit and Supplier of Last Resort Schedule.

4 Not Used

5 Not Used

Part C – Operational Processes Gas

6 Gas Metering Asset Installation

- 6.1. This process covers Metering Assets (including new Metering Assets) being installed for:
 - (a) an existing supply where the Metering Asset had been removed some time previously; or
 - (b) a supply which has never had a Metering Asset before, which may be on the day the supply was commissioned or sometime after.
- 6.2. Disconnection and connection of [Metering Assets](#) as part of the same job, is classed as a [Metering Asset](#) exchange and is not covered by this process.
- 6.3. Although a [Metering Asset](#) could be at a premises before the supply, it cannot be connected to the supply until the supply is laid. Therefore, installation of a [Metering Asset](#) will always require a supply to exist.
- 6.4. Where a gas [Metering Asset](#) is installed, the process below shall be followed:

Ref	When	Action	From	To	Interface	Means
6.4.1	If required.	Request Metering Asset installation. Where the Consumer has a direct commercial relationship with the MAM , the Consumer may send a request directly to the MAM . In this scenario the MAM shall confirm that a Gas Supplier has been Registered before commissioning the meter installation in accordance with the CoMCoP .	Consumer	Gas Supplier	Unlikely to be electronic	Not defined
6.4.2	Following 6.4.1.	Request Metering Asset installation.	Gas Supplier	MAM	ORJOB	Email, IX, DTN
6.4.3	Within 2WDs of 6.4.2.	Respond to Metering Asset installation request.	MAM	Gas Supplier	RRJOB	Email, IX, DTN
6.4.4	Following 6.4.2.	Request Metering Asset installation. MAMs shall only proceed with the Metering Asset installation if they reasonably believe they will have a valid appointment status on the date of the Metering Asset Installation. Where a MAM conducts a Metering Asset installation following instruction by a Gas	MAM	Meter Worker / AMI	Information contained within ORJOB	Not defined

		Supplier, the MAM should take all reasonable steps to report the details of the Metering Asset installation onward as per its obligations in Section 6, regardless of its appointment status upon completion of the Metering Asset installation.				
6.4.5	48hrs prior to Metering Asset installation. The requirement to send a pre-notification is contained within the Connection and Disconnection Regulations.	Pre-notification of Metering Asset installation.	MAM	Gas Supplier	ONJOB The ONJOB and RNJOB Market Messages may also be used to notify the relevant participants of a cancelled job.	Email, IX, DTN
6.4.6	Within 2WDs of 6.4.5.	Respond to pre-notification of Metering Asset Installation.	Gas Supplier	MAM	RNJOB	Email, IX, DTN
6.4.7	At the time and date specified within the request in 6.4.4.	Carry out Metering Asset installation. Where a collar status was expected to be intact and the MAM finds it is broken they are responsible for any relevant 'Potential Tampering' process. Where the MAM notifies the Gas Supplier that it has changed the collar status, the Gas Supplier is responsible for any relevant investigation.	Meter Worker / AMI		Internal Process	N/A
6.4.8	Following Metering Asset	Notification of Metering Asset	Meter	MAM	Information contained within	Not

	installation.	installation and MAP identity.	Worker / AMI		ONJOB	defined
6.4.9	<p>Within 48hrs of the Metering Asset installation.</p> <p>Commercial arrangements will dictate variances from the job request which are notified e.g. some Gas Suppliers may only wish to know when a job is completed, others may wish to be notified of all cancellations and changes to appointments.</p>	Notification of Metering Asset installation and MAP identity.	MAM	Gas Supplier	ONJOB	Email, IX, DTN
				Where the Consumer requested the job directly, the Consumer will be notified directly.	Changes to Metering Asset ownership, names, addresses and access instructions which are determined on site are considered to be generic data inconsistency exceptions and will be passed on separate ONUPD records. Where updates are identified by MAMs to Meter Technical Details or MAP Identity, then these shall be passed to the CDSP by the MAM .	
6.4.10	Within 48hrs of the Asset installation.	Notification of Metering Asset installation and MAP identity.	MAM	CDSP	ONJOB	Secure File Transfer Protocol
6.4.11	Within 2WDs of 6.4.9.	Respond to notification of Metering Asset installation and MAP identity.	Gas Supplier	MAM	RNJOB	Email, IX, DTN
6.4.12	Within 2WDs of 6.4.7.	Notification of Metering Asset installation.	MAM	MAP	ONUPD	Email, IX, DTN
6.4.13	Within 2WDs of 6.4.10.	Respond to notification of Metering Asset installation and MAP identity.	CDSP	MAM	RNJOB	Secure File Transfer Protocol
					This will be a reduced set of rejections to normal RNJOB due to reduced datasets that CDSP are	

					extracting from the original message.	
6.4.14	Within 2WDs of 6.4.12.	Respond to Metering Asset installation notification.	MAP	MAM	RNUPD	Email, IX, DTN
6.4.15	Following 6.4.9. The notification from Gas Supplier to Shipper must be provided to enable the Shipper notification to the CDSP within 6WDs of the Metering Asset installation.	Notification of Metering Asset installation and MAP identity. The notification to the Shipper and CDSP is only required for complete jobs. Where the Gas Supplier receives pre-notifications or notifications in relation to changes to the job then these shall not be passed to the Shipper and CDSP.	Gas Supplier	Shipper	ONJOB	Not defined
6.4.16	Within 2WDs of 6.4.15.	Respond to notification of Metering Asset installation and MAP identity.	Shipper	Gas Supplier	RNJOB	Not defined
6.4.17	Following 6.4.15 and within 6WDs of the Metering Asset installation.	Notification of Metering Asset installation and MAP identity.	Shipper	CDSP	Defined in the UK Link Manual	IX
6.4.18	Within 2WDs of 6.4.17.	Respond to notification of Metering Asset installation and MAP identity.	CDSP	Shipper	Defined in the UK Link Manual	IX

7 [Gas Metering Asset Removal](#)

- 7.1. This process covers the removal of Metering Assets, including meters. For gas Metering Assets, work carried out by the Gas Transporter, rather than a meter worker is outside scope, thus the removal of a service pipe is not considered in this process.

- 7.2. A meter which is being disconnected and connected as part of the same job is classed as a Metering Asset exchange and is not covered by this process.
- 7.3. If the Metering Asset cannot be removed at the appointed time, the MAM shall liaise with the Gas Supplier to agree a way forward.
- 7.4. Where a [Metering Asset](#) is removed the process below shall be followed:

Ref	When	Action	From	To	Interface	Means
7.4.1	If required.	Request Metering Asset removal. Where the Consumer has a direct commercial relationship with the MAM , the Consumer may send a request directly to the MAM .	Consumer	Gas Supplier	Unlikely to be electronic	Not defined
7.4.2	Following 7.4.1.	Request Metering Asset removal.	Gas Supplier	MAM	ORJOB	Email, IX, DTN
7.4.3	Within 2WDs of 7.4.2.	Respond to Metering Asset removal request.	MAM	Gas Supplier	RRJOB	Email, IX, DTN
7.4.4	Following 7.4.2.	Request Metering Asset removal. MAMs shall only proceed with the Metering Asset removal if they reasonably believe they will have a valid appointment status on the date of the Metering Asset removal. Where a MAM conducts a Metering Asset removal	MAM	Meter Worker / AMI	Information contained within ORJOB	Not defined

		following instruction by a Gas Supplier, the MAM should take all reasonable steps to report the details of the Metering Asset removal onward as per its obligations in Section 7, regardless of its appointment status upon completion of the Metering Asset removal.				
7.4.5	48hrs prior to Metering Asset removal. The requirement to send a pre-notification is contained within the Connection and Disconnection Regulations. Where the Gas Supplier cannot be identified then the MAM will send this pre-notification to the CDSP .	Pre-notification of Metering Asset removal.	MAM	Gas Supplier	ONJOB The ONJOB and RNJOB Market Messages may also be used to notify the relevant participants of a cancelled job.	Email, IX, DTN
7.4.6	Within 2 VDs of 7.4.5.	Respond to pre-notification of Metering Asset removal.	Gas Supplier	MAM	RNJOB	Email, IX, DTN
7.4.7	At the time and date specified within the request in 7.4.4.	Carry out Metering Asset removal.	Meter Worker / AMI		Internal Process	N/A
7.4.8	Following Metering Asset removal.	Notification of Metering Asset removal.	Meter Worker / AMI	MAM	Information contained within ONJOB	Not defined

7.4.9	<p>Within 48hrs of the Metering Asset removal.</p> <p>Commercial arrangements will dictate variances from the job request which are notified e.g. some Gas Suppliers may only wish to know when a job is completed, others may wish to be notified of all cancellations and changes to appointments.</p>	Notification of Metering Asset removal.	MAM	Gas Supplier	ONJOB	Email, IX, DTN
				Where the Gas Supplier cannot be identified then the MAM will send this pre-notification to the CDSP .	Changes to Metering Asset ownership, names, addresses and access instructions which are determined on site are considered to be generic data inconsistency exceptions and will be passed on separate ONUPD records. Where updates are identified by MAM s to Meter Technical Details or MAP Identity, then these shall be passed to the CDSP by the MAM .	
7.4.10	Within 48hrs of the Metering Asset removal.	Notification of Metering Asset removal.	MAM	CDSP	ONJOB	Secure File Transfer Protocol
7.4.11	Within 2 WD s of 7.4.9.	Respond to notification of Metering Asset removal.	Gas Supplier	MAM	RNJOB	Email, IX, DTN
7.4.12	Within 2 WD s of 7.4.7.	Notification of Metering Asset removal.	MAM	MAP	ONUPD	Email, IX, DTN
					This shall include the address where the meter is available for collection. Meter returns procedures are detailed within the CoMCoP .	
7.4.13	Within 2 WD s of 7.4.10	Respond to notification of Metering Asset removal.	CDSP	MAM	RNJOB	Secure File Transfer Protocol
					This will be a reduced set of rejections to normal RNJOB due to reduced datasets that CDSP are extracting from the original message.	

7.4.14	Within 2WDs 7.4.11.	Respond to Metering Asset removal notification.	MAP	MAM	RNUPD	Email, IX, DTN
7.4.15	Following 7.4.9. The notification from Gas Supplier to Shipper must be provided to enable the Gaining Shipper notification to the CDSP within 6WDs of the Metering Asset removal.	Notification of Metering Asset removal. The notification to the Shipper and CDSP is only required for complete jobs. Where the Gas Supplier receives pre-notifications or notifications in relation to changes to the job then these shall not be passed to the Shipper and CDSP.	Gas Supplier	Shipper	ONJOB	Not defined
7.4.16	Within 2WDs of 7.4.15.	Respond to notification of Metering Asset removal.	Shipper	Gas Supplier	RNJOB	Not defined
7.4.17	Following 7.4.15 and within 6WDs of the Metering Asset removal.	Notification of Metering Asset removal.	Shipper	CDSP	Defined in the UK Link Manual	IX
7.4.18	Within 2WDs of 7.4.17.	Respond to notification of Metering Asset removal.	CDSP	Shipper	Defined in the UK Link Manual	IX

8 Gas Metering Asset Exchange / Reposition

- 8.1. This process covers scenarios where the same MAM installs and removes the Metering Asset and there is no associated change of MAM. Metering Asset exchange due to a change of MAM is covered elsewhere.
- 8.2. The process to reposition a gas Metering Asset is to be treated as a disconnection and subsequent reconnection of Metering Asset, triggering a flow of information under the Connection and Disconnection Regulations. Where the details of the installation are already known (i.e. it's the same meter going back in) it is sufficient to send only the information which is not already known or has changed as a result of the repositioning.
- 8.3. Not used

8.4. If the Metering Asset cannot be exchanged or replaced at the appointed time, the MAM shall liaise with the Gas Supplier to agree the way forward.

8.5. Where a Metering Asset is exchanged or repositioned the process below will be followed:

Ref	When	Action	From	To	Interface	Means
8.5.1	If required.	Request Metering Asset exchange. Where the Consumer has a direct commercial relationship with the MAM , the Consumer may send a request directly to the MAM .	Consumer	Gas Supplier	Unlikely to be electronic	Not defined
8.5.2	Following 8.5.1.	Request Metering Asset exchange.	Gas Supplier	MAM	ORJOB	Email, IX, DTN
8.5.3	Within 2WDs of 8.5.2.	Respond to Metering Asset exchange request.	MAM	Gas Supplier	RRJOB	Email, IX, DTN
8.5.4	Following 8.5.2.	Request Metering Asset exchange. Meter Asset Managers shall only proceed with the Metering Asset exchange if they reasonably believe they will have a valid appointment status on the date of the Metering Asset exchange. Where a MAM conducts a Metering Asset exchange following instruction by a Gas Supplier, the MAM should take	MAM	Meter Worker / AMI	Information contained within ORJOB	Not defined

		all reasonable steps to report the details of the Metering Asset exchange onward as per its obligations in Section 8, regardless of its appointment status upon completion of the Metering Asset exchange.				
8.5.5	48hrs prior to Metering Asset exchange. The requirement to send a pre-notification is contained within the Connection and Disconnection Regulations.	Pre-notification of Metering Asset exchange.	MAM	Gas Supplier	ONJOB The ONJOB and RNJOB Market Messages may also be used to notify the relevant participants of a cancelled job.	Email, IX, DTN
8.5.6	Within 2WDS of 8.5.5.	Respond to pre-notification of Metering Asset exchange.	Gas Supplier	MAM	RNJOB	Email, IX, DTN
8.5.7	At the time and date specified within the request in 8.5.4.	Carry out Metering Asset exchange.	Meter Worker / AMI		Internal Process	N/A
8.5.8	Following Metering Asset exchange.	Notification of Metering Asset exchange.	Meter Worker / AMI	MAM	Information contained within ONJOB	Not defined
8.5.9	Within 48hrs of the Metering Asset exchange. Commercial arrangements will dictate variances from the job request which are notified e.g. some Gas Suppliers may only wish to know when a job is completed, others may wish to	Notification of Metering Asset exchange and MAP identity for installed Metering Asset . Where, as part of the removal of Metering Assets at the metering installation, a meter has been disconnected and then re-connected, the Gas	MAM	Gas Supplier Where the Consumer requested the job directly, the Consumer will be notified directly.	ONJOB Changes to Metering Asset ownership, names, addresses and access instructions which are determined on site are considered to be generic data inconsistency exceptions and will be passed on separate ONUPD	Email, IX, DTN

	be notified of all cancellations and changes to appointments.	Supplier must be notified of whether the meter worker was an Approved Meter Installer.			records. Where updates are identified by MAMs to Meter Technical Details or MAP Identity , then these shall be passed to the CDSP by the MAM .	
8.5.10	Within 48hrs of the Metering Asset exchange.	Notification of Metering Asset exchange and MAP identity for installed Metering Asset .	MAM	CDSP	ONJOB	Secure File Transfer Protocol
8.5.11	Within 2WDs of 8.5.9.	Respond to notification of Metering Asset exchange and MAP identity for installed Metering Asset .	Gas Supplier	MAM	RNJOB	Email, IX, DTN
8.5.12	Within 2WDs of 8.5.10.	Respond to notification of Metering Asset exchange and MAP identity for installed Metering Asset .	CDSP	MAM	RNJOB This will be a reduced set of rejections to normal RNJOB due to reduced datasets that CDSP are extracting from the original message.	Secure File Transfer Protocol
8.5.13	Within 2WDs of 8.5.7.	Notification of Metering Asset removal.	MAM	Old MAP	ONUPD Where the Metering Asset has been removed and not re installed then this should include the address where the meter is available for collection. Meter returns procedures are detailed within the CoMCoP .	Email, IX, DTN
8.5.14	Within 2WDs of 8.5.13.	Respond to Metering Asset removal notification.	Old MAP	MAM	RNUPD	Email, IX, DTN

8.5.15	Within 2WDs of 8.5.7.	Notification of Metering Asset installation.	MAM	New MAP	ONUPD	Email, IX, DTN
8.5.16	Within 2WDs of 8.5.15.	Respond to Metering Asset installation notification.	New MAP	MAM	RNUPD	Email, IX, DTN
8.5.17	Following 8.5.9. The notification from Gas Supplier to Shipper must be provided to enable the Gaining Shipper notification to the CDSP within 6WDs of the Metering Asset exchange.	Notification of Metering Asset exchange and MAP identity for installed Metering Asset . The notification to the Shipper and CDSP is only required for complete jobs. Where the Gas Supplier receives pre-notifications or notifications in relation to changes to the job then these shall not be passed to the Shipper and CDSP.	Gas Supplier	Shipper	ONJOB	Not defined
8.5.18	Within 2WDs of 8.5.17.	Respond to notification of Metering Asset exchange and MAP identity for installed Metering Asset .	Shipper	Gas Supplier	RNJOB	Not defined
8.5.19	Following 8.5.17 and within 6WDs of the Metering Asset exchange.	Notification of Metering Asset exchange and MAP identity for installed Metering Asset .	Shipper	CDSP	Defined in the UK Link Manual	IX
8.5.20	Within 2WDs of 8.5.19.	Respond to notification of Metering Asset exchange and MAP identity for installed Metering Asset .	CDSP	Shipper	Defined in the UK Link Manual	IX

9 **Gas Switch with Concurrent Change of MAM**

- 9.1. This process covers a change in MAM which occurs at the same time as a Switch.
- 9.2. The Switch process is set out in the Registration Services Schedule. Some (but not necessarily all) of the switching processes have been included in the interface tables to highlight the interactions between the Switch process, the Appointment of MAMs and the provision of meter details.
- 9.3. Prior to the Consumer deciding to contract with a new Gas Supplier, the Consumer may request a bespoke quotation which requires the Gas Supplier to determine transportation, metering and supply costs. The process followed by the CDSP for the provision of transportation details for this purpose is defined in the UNC, and therefore not repeated here. It is assumed that the Gas Supplier has agreement on transportation and metering costs before the process in Paragraph 9.4 is initiated.
- 9.4. Wherever possible, Gas Suppliers shall seek to avoid installation or exchange of a new meter at an RMP if it has been agreed between the Losing Supplier and Gaining Supplier that the Switch that took place was erroneous.
- 9.5. Where a Switch is initiated, the process below shall be followed:

Ref	When	Action	From	To	Interface	Means
9.5.1	At any time.	Request new Gas Supplier .	Consumer	Gaining Supplier	Not defined	Other
9.5.2	Following 9.5.1.	Submit Switch Request .	Gaining Supplier	CSS Provider	As defined in the Registration Services Schedule	CSS API
9.5.3	Following Switch Request validation	Accept Switch Request . Where the Switch Request is rejected, the process will be terminated and a new Switch Request will be required.	CSS Provider	Gaining Supplier Losing Supplier CDSP via the GRDA Other recipients as defined in the Registration Services Schedule	As defined in the Registration Services Schedule	CSS API
9.5.4	Following validated Switch	Provide details of existing	CDSP	Gaining Shipper	Defined in the UK	IX

	Request notification	MAM and Gas Act Owner . This notification will include other data, as defined in the UK Link Manual.			Link Manual	
9.5.5	Following 9.5.4.	Receive and pass on details of existing MAM and Gas Act Owner .	Gaining Shipper	Gaining Supplier	Not defined	Other
9.5.6	Following 9.5.3, where the Switch Request has not been Withdrawn or rejected as a consequence of Objection .	Issue notification of Switch Request being Confirmed .	CSS Provider	Gaining Supplier Losing Shipper CDSP via the GRDA Other recipients as defined in the Registration Services Schedule	As defined in the Registration Services Schedule	CSS API
9.5.7	Following 9.5.6, where the Switch Request has not been Withdrawn , Annulled or rejected as a consequence of Objection .	Issue notification of Switch Request being Secured	CSS Provider	Gaining Supplier Losing Supplier CDSP via the GRDA Other recipients as defined in the Registration Services Schedule	As defined in the Registration Services Schedule	CSS API
9.5.8	Following receipt of Secured Switch Request notification.	Notify details of existing MAM , Gas Act Owner and Meter Reading Access Instructions.	CDSP	Gaining Shipper	Defined in the UK Link Manual	IX

		This notification will include other data, as defined in the UK Link Manual.				
9.5.9	Following 9.5.8.	<p>Receive and pass on details of existing MAM, Gas Act Owner and Meter Reading Access Instructions.</p> <p>Where the Losing Supplier is the Gas Act Owner, the Gaining Supplier takes on the Gas Act Ownership of the meter and is responsible for appointing the MAM. Where the Consumer is the Gas Act Owner, the Consumer continues to be the Gas Act Owner regardless of the Switch and remains responsible for the appointment of the MAM.</p>	Gaining Shipper	<p>Gaining Supplier</p> <p>The Gaining Supplier could initiate provisional Appointment of the MAM.</p>	Not defined	Not defined
9.5.10	<p>At any time following 9.5.3.</p> <p>In the event that the Switch does not take place, a further ONAGE will be sent to cancel the MAM de-appointment, even if the original de-appointment request has not become effective.</p>	Request agent de-appointment.	Losing Supplier	Losing MAM	ONAGE including details of Gaining Supplier	Email, IX, DTN
9.5.11	Within 2 WDs of 9.5.10.	Accept agent de-appointment.	Losing MAM	Losing Supplier	RNAGE	Email, IX,

						DTN
9.5.12	Following 9.5.11, if ONAGE DI40174 Transaction Type Reason Code = COS, and where ONAGE DI40088 Effective To Date is in the past. Otherwise, move to 9.5.18.	<p>Confirm if Metering Asset exchange / removal / installation has been conducted and / or not recorded following effective de-appointment date found within the ONAGE.</p> <p>If at any time a de-appointed MAM realises it has carried out a Metering Asset exchange, Metering Asset removal, or Metering Asset installation, that is not represented in Market Messages already issued to the Gaining MAM on de-appointment, it should ensure that all updated Metering Asset information & supplementary information are provided to the Gaining MAM.</p> <p>Where the exchange of Metering Asset information reveals that Switch Meter Reading used by the Gaining Supplier and Losing Supplier for billing and/or settlement are incorrect, the Gas Suppliers shall resolve this read issue via the Switch Meter Reading Problems process as per Schedule 30 - Resolution of</p>	Losing MAM		Internal Process	N/A

		Consumer-Facing Switching and Billing Problems.				
9.5.13	Within 48 hours of 9.5.12 where the conditions are met.	Communicate details of Metering Asset exchange / removal / installation	Losing MAM	Gaining MAM	ONDET	Email, IX, DTN
9.5.14	Within 48 hours of 9.5.13	Respond to Metering Asset information.	Gaining MAM	Losing MAM	RNET	Email, IX, DTN
9.5.15	Within 48 hours of 9.5.13	Notification of Metering Asset exchange / Removal / Installation	Gaining MAM	Gaining Supplier	ONJOB	Email, IX, DTN
9.5.16	Within 48 hours of 9.5.13	Notification of Metering Asset exchange / Removal / Installation	Losing MAM	Losing Supplier	ONJOB	Email, IX, DTN
9.5.17	Following 9.5.13, 9.5.15 or 9.5.16	As per Metering Asset exchange obligations in Paragraph 8.5, Metering Asset installation obligations in Paragraph 6.4, or Metering Asset removal obligations in Paragraph 7.4, as appropriate.	MAM Gaining Supplier Losing Supplier	CDSP Gaining Shipper Losing Shipper	ONJOB	
9.5.18	At any time, following 9.5.5. In the event that the Switch does not take place, a further ONAGE will be sent to cancel the MAM Appointment, even if the original Appointment request has not become	Request agent appointment.	Gaining Supplier	Gaining MAM	ONAGE including Gaining MEM details	Email, IX, DTN

	effective.					
9.5.19 Where Meter Asset Providers do not have a contract in place with a Gaining MAM it will first be necessary for the Meter Asset Provider and MAM to agree terms for use of the Metering Asset.	Within 2WDs of 9.5.18.	Accept agent appointment. Where commercial arrangements are not in place to enable transfer to the Gaining MAM without a meter exchange, the 'Change of MAM with Asset Exchange' process shall be followed as set out in section 12 below.	Gaining MAM	Gaining Supplier	RNAGE It is possible the Gaining MAM will not accept the Appointment until after details have been transferred, in which case an ONUPD will be sent negating the need for RNAGE .	Email, IX, DTN
9.5.20	Following 9.5.18.	Request transfer of information.	Gaining MAM	Losing MAM	ORDET	Email, IX, DTN
9.5.21	Within 2WDs of 9.5.20.	Respond to transfer of information request.	Losing MAM	Gaining MAM	RRDET	Email, IX, DTN
9.5.22	Within 2WDs 9.5.20.	Provide Metering Asset information.	Losing MAM	Gaining MAM	ONDET	Email, IX, DTN
9.5.23	Within 2WDs of 9.5.22.	Respond to Metering Asset information.	Gaining MAM	Losing MAM	RNDET	Email, IX, DTN
9.5.24	After step 9.5.22, where required by commercial agreement.	Send supplementary information.	Losing MAM	Gaining MAM	As defined in CoMCoP	Not defined

9.5.25	Within 2 <u>WDs</u> of 9.5.10.	Notification of MAM de-appointment.	Losing MAM	MAP	ONUPD	Email, IX, DTN
9.5.26	Within 2 <u>WDs</u> of 9.5.25.	Respond to MAM de-appointment notification.	MAP	Losing MAM	RNUPD	Email, IX, DTN
9.5.27	Within 2 <u>WDs</u> of 9.5.22.	Notification of MAM appointment.	Gaining MAM	MAP Where Meter Asset Providers do not have a contract in place with a Gaining MAM it will first be necessary for the Meter Asset Provider and MAM to agree terms for use of the Metering Asset .	ONUPD	Email, IX, DTN
9.5.28	Within 2 <u>WDs</u> 9.5.27.	Respond to MAM appointment notification.	MAP	Gaining MAM	RNUPD	Email, IX, DTN
9.5.29	Following 9.5.22.	Notification of successful transfer of Metering Asset .	Gaining MAM	Gaining Supplier	ONUPD	Email, IX, DTN
9.5.30	Within 2 <u>WDs</u> of 9.5.29.	Respond to notification of successful transfer of Metering Asset .	Gaining Supplier	Gaining MAM	RNUPD	Email, IX, DTN
9.5.31	Following 9.5.29. The notification from Gaining Supplier to	Notification of MAM details.	Gaining Supplier	Gaining Shipper	ONUPD	Not defined

	Gaining Shipper must be provided to enable the Gaining Shipper notification to the CDSP within 2 WDs of the MAM Effective Date.					
9.5.32	Within 2 WDs of 9.5.31.	Respond to notification of MAM details.	Gaining Shipper	Gaining Supplier	RNUPD	Not defined
9.5.33	Following 9.5.31.	Notification of MAM details.	Gaining Shipper	CDSP	Defined in the UK Link Manual	IX
9.5.34	Within 2 WDs of 9.5.33.	Respond to notification of MAM details.	CDSP	Gaining Shipper	Defined in the UK Link Manual	IX

10 Gas Switch with No Concurrent Change of MAM

- 10.1. This process covers the transfer of metering details where a Switch occurs, and the Gaining Supplier Appoints the existing MAM.
- 10.2. The Switch process is set out in the Registration Services Schedule. Some (but not necessarily all) of these processes have been included in the interface tables to highlight the interactions between the Switch process and the Appointment of MAMs.
- 10.3. Prior to the Consumer deciding to contract with a new Gas Supplier, the Consumer may request a bespoke quotation which requires the Gas Supplier to determine transportation, metering and supply costs. The process followed by the CDSP for the provision of transportation details for this purpose is defined in the UNC, and therefore not repeated here. It is assumed that the Gas Supplier has agreement on transportation and metering costs before the process in Paragraph 10.5 is initiated.
- 10.4. Wherever possible, Gas Suppliers shall seek to avoid installation or exchange of a new meter at an RMP if it has been agreed between the Losing Supplier and Gaining Supplier that the Switch that took place was erroneous.
- 10.5. Where a Switch is initiated the process below will be followed:

Ref	When	Action	From	To	Interface	Means
10.5.1	At any time.	Request new Gas Supplier .	Consumer	Gaining	Not defined	Other

				Supplier		
10.5.2	Following 10.5.1.	Submit Switch Request .	Gaining Supplier	CSS Provider	As defined in the Registration Services Schedule	CSS API
10.5.3	Following Switch Request validation.	Accept Switch Request . Where the Switch Request is rejected, the process will be terminated and a new Switch Request will be required.	CSS Provider	Gaining Supplier Losing Supplier	As defined in the Registration Services Schedule	CSS API
10.5.4	Following validated Switch Request notification.	Provide details of existing MAM and Gas Act Owner . This notification will include other data, as defined in the UK Link Manual.	CDSP	Gaining Shipper	Defined in the UK Link Manual	IX
10.5.5	Following 10.5.4. The process steps allow the Gaining Supplier to be provided with details of the current MAM and the Gas Act Owner at this stage (usually 14 days prior to the effective date).	Receive and pass on details of the existing MAM and Gas Act Owner .	Gaining Shipper	Gaining Supplier	Not defined	Not defined
10.5.6	Following 10.5.3, where the Switch Request has not been Withdrawn or rejected as a consequence of an Objection .	Issue notification of a Switch Request being Confirmed .	CSS Provider	Gaining Supplier Losing Supplier CDSP via the	As defined in the Registration Services Schedule	CSS API

				GRDA . Other recipients as defined in the Registration Services Schedule		
10.5.7	Following 10.5.6, where the Switch Request has not been Withdrawn , Annulled or rejected as a consequence of an Objection .	Issue notification of a Switch Request being Secured.	CSS Provider	Gaining Supplier Losing Supplier CDSP via the GRDA . Other recipients as defined in the Registration Services Schedule	As defined in the Registration Services Schedule	CSS API
10.5.8	Following receipt of Secured Switch notification.	Notification of MAM , Gas Act Owner and Meter Reading Access Instructions. This notification will include other data, as defined in the UK Link Manual	CDSP	Gaining Shipper	Defined in the UK Link Manual	IX
10.5.9	Following 10.5.8.	Receive and pass on details of existing MAM , Gas Act Owner and Meter Reading Access Instructions. Where the Losing Supplier is the Gas Act Owner , the Gaining Supplier takes on the Gas Act Ownership of the meter and is responsible for	Gaining Shipper	Gaining Supplier	Not defined	Not defined

		appointing the MAM . Where the Consumer is the Gas Act Owner , the Consumer continues to be the Gas Act Owner regardless of the Consumer Switch and remains responsible for the appointment of the MAM .				
10.5.10	At any time, following 10.5.3. In the event that the Switch does not take place, a further ONAGE will be sent to cancel the MAM de-appointment, even if the original de-appointment request has not become effective.	Request agent de-appointment.	Losing Supplier	MAM	ONAGE including details of Gaining Supplier	Email, IX, DTN
10.5.11	Within 2WDs of 10.5.10.	Accept agent de-appointment.	MAM	Losing Supplier	RNAGE	Email, IX, DTN
10.5.12	At any time, following 10.5.5. In the event that the Switch does not take place, a further ONAGE will be sent to cancel the MAM Appointment, even if the original Appointment request has not become effective.	Request agent appointment.	Gaining Supplier	MAM	ONAGE including Gaining MEM details	Email, IX, DTN
10.5.13	Within 2WDs of 10.5.12.	Accept agent appointment.	MAM	Gaining Supplier	RNAGE	Email, IX, DTN
10.5.14	Within 2WDs of 10.5.10. The MAM will send two ONUPDs to the Meter Asset	Notification of MAM de-appointment.	MAM	MAP	ONUPD	Email, IX, DTN

Commented [HT10]: R0192 housekeeping amendment

	Provider. The notification of de-appointment will include the Losing Supplier details and the notification of Appointment will include the Gaining Supplier details.					
10.5.15	Within 2WDs of 10.5.14.	Respond to MAM de-appointment notification.	MAP	MAM	RNUPD	Email, IX, DTN
10.5.16	Within 2WDs of 10.5.12. The MAM will send two ONUPDs to the Meter Asset Provider. The notification of de-appointment will include the Losing Supplier details and the notification of Appointment will include the Gaining Supplier details.	Notification of MAM appointment.	MAM	MAP	ONUPD	Email, IX, DTN
10.5.17	Within 2WDs 10.5.16.	Respond to MAM appointment notification.	MAP	MAM	RNUPD	Email, IX, DTN
10.5.18	Following 10.5.13.	Notification of metering details.	MAM	Gaining Supplier	ONUPD	Email, IX, DTN
10.5.19	Within 2WDs of 10.5.18.	Respond to notification of metering details.	Gaining Supplier	MAM	RNUPD	Email, IX, DTN
10.5.20	Following 10.5.19. The notification from Gaining Supplier to Gaining Shipper must be provided to enable the Gaining Shipper notification to the CDSP	Notification of MAM details.	Gaining Supplier	Gaining Shipper	ONUPD	Not defined

	within 2 WDs of the MAM Effective Date.					
10.5.21	Within <u>2WDs</u> of 10.5.20.	Respond to notification of <u>MAM</u> details.	<u>Gaining Shipper</u>	<u>Gaining Supplier</u>	<u>RNUPD</u>	Not defined
10.5.22	Following 10.5.20 and within <u>2WDs</u> of the <u>MAM</u> Effective Date.	Notification of <u>MAM</u> details.	<u>Gaining Shipper</u>	<u>CDSP</u>	Defined in the UK Link Manual	IX
10.5.23	Within <u>2WDs</u> of 10.5.22.	Respond to notification of <u>MAM</u> details.	<u>CDSP</u>	<u>Gaining Shipper</u>	Defined in the UK Link Manual	IX

11 Gas Change of MAM with Transfer of Metering Asset

- 11.1. This process covers the scenario where Metering Assets are transferred from the Losing MAM to the Gaining MAM as part of the change of MAM process.
- 11.2. As the process depicted is completed on an RMP by RMP basis, this process is fit for a low-volume change of MAM. Bulk changes of MAM will be dealt with on a case-by-case basis.
- 11.3. Appropriate contractual arrangements must be put in place for the Appointment of the Gaining MAM before de-appointing the Losing https://emar.energycodes.co.uk/rm/resources/TX_cYDcJFS7EeuGWeSXvTEFcQMAM.
- 11.4. For gas MAM Appointments, once the Gaining MAM has accepted its Appointment, the Gas Supplier will de-appoint the Losing MAM and provide the identity of the Gaining MAM and the date on which the responsibility is to transfer to the Gaining MAM. The Losing MAM will transfer Metering Asset information as an unsolicited ONDET Market Message. This contrasts with the Switch process detailed in Paragraph 9, where the transfer of information is triggered by the Gaining MAM contacting the Losing MAM using an ORDET Market Message.
- 11.5. This process assumes the Gas Supplier will be the Gas Act Owner and there is no Switch.
- 11.6. Where a change of MAM is initiated the process below shall be followed:

Ref	When	Action	From	To	Interface	Means
11.6.1	If required.	Send agent appointment.	<u>Gas</u>	Gaining	<u>ONAGE</u>	Email,

			Supplier	MAM	including details of Losing MAM	IX, DTN
11.6.2	<p>Provided commercial arrangements are in place between the Gaining MAM and the Meter Asset Provider.</p> <p>Where commercial arrangements are not in place to enable transfer to the Gaining MAM without a meter exchange, the 'Change of MAM with Asset Exchange' process shall be followed as set out in section 12 below.</p>	Accept agent appointment.	Gaining MAM	Gas Supplier	RNAGE	Email, IX, DTN
11.6.3	<p>Following 11.6.2.</p> <p>It is the Gas Supplier's responsibility to ensure that the existing MAM is de-appointed in time for the transfer of responsibility and metering details to be transferred by the Gaining MAM's Appointment date.</p>	Send agent de-appointment.	Gas Supplier	Losing MAM	ONAGE including details of Gaining MAM	Email, IX, DTN
11.6.4	Within 2WDs of 11.6.3.	Accept agent de-appointment.	Losing MAM	Gas Supplier	RNAGE	Email, IX, DTN
11.6.5	<p>Following 11.6.2.</p> <p>The notification from Gas Supplier to the Shipper must be provided to enable the Shipper notification to the CDSP within 2 WDs of the MAM Effective Date.</p>	Notification of agent appointment.	Gas Supplier	Shipper	ONUPD	Not defined
11.6.6	Within 2WDs of 11.6.5.	Respond to notification of agent appointment.	Shipper	Gas Supplier	RNUPD	Not defined
11.6.7	Following 11.6.5 and within 2WDs of the MAM Effective Date.	Receive and pass on notification of agent appointment.	Shipper	CDSP	Defined in the UK Link	IX

					Manual	
11.6.8	Within 2WDs of 11.6.7.	Respond to agent appointment notification.	CDSP	Shipper	Defined in the UK Link Manual	IX
11.6.9	Within 2WDs of 11.6.3.	Notification of MAM de-appointment.	Losing MAM	MAP	ONUPD including details of the Gaining MAM	Email, IX, DTN
11.6.10	Within 2WDs of 11.6.9.	Respond to MAM de-appointment notification.	MAP	Losing MAM	RNUPD	Email, IX, DTN
11.6.11	Within 2 WDs of 11.6.3.	Provide Metering Asset information.	Losing MAM	Gaining MAM	ONDET	Email, IX, DTN
11.6.12	Within 2WDs of 11.6.11.	Respond to Metering Asset information.	Gaining MAM	Losing MAM	RNDET	Email, IX, DTN
11.6.13	After step 11.6.11, where required by commercial agreement.	Send supplementary information.	Losing MAM	Gaining MAM	As defined in CoMCoP	Not defined
11.6.14	Within 2WDs of 11.6.11.	Notification of MAM appointment. The MAP ID shall be contained within the ONDET Data Flow from the Losing MAM to the Gaining MAM which will enable the Gaining MAM to send notification to the Meter Asset Provider.	Gaining MAM	MAP	ONUPD including details of the Gas Supplier	Email, IX, DTN
11.6.15	Within 2WDs 11.6.14.	Respond to MAM appointment notification.	MAP	Gaining MAM	RNUPD	Email, IX, DTN
11.6.16	Following 11.6.11	Notification of successful transfer of Metering Asset .	Gaining MAM	Gas Supplier	ONUPD	Email, IX, DTN
11.6.17	Within 2WDs of 11.6.16	Respond to notification of successful transfer of Metering Asset .	Gas Supplier	Gaining MAM	RNUPD	Email, IX, DTN
11.6.18	Within 2WDs of 11.6.16.	Notification of MAM details.	Gas Supplier	Shipper	ONUPD	Not defined

	The notification from gas Supplier to gas Shipper must be provided to enable the Shipper notification to the CDSP within 2 WDs of the MAM Effective Date.					
11.6.19	Within 2WDs of 11.6.18	Respond to notification of MAM details.	Shipper	Gas Supplier	RNUPD	Not defined
11.6.20	Following 11.6.18 and within 2WDs of the MAM Effective Date	Notification of MAM details.	Shipper	CDSP	Defined in the UK Link Manual	IX
11.6.21	Within 2WDs of 11.6.20	Respond to notification of MAM details.	CDSP	Shipper	Defined in the UK Link Manual	IX

12 Gas Change of [MAM](#) with [Metering Asset Exchange](#)

- 12.1. This process covers the scenario where a Metering Asset is exchanged as a result of a new MAM Appointment.
- 12.2. As the process depicted is completed on an RMP by RMP basis, this process is fit for a low-volume change of MAM. Bulk changes of https://emar.energycodes.co.uk/rm/resources/TX_cYDcJFS7EeuGWeSXvTEFcQMAM will be dealt with on a case-by-case basis.
- 12.3. Once the Gaining MAM has accepted its Appointment, the Gas Supplier will de-appoint the Losing MAM and pass the identity of the Gaining MAM and the date on which the responsibility is to transfer to the Gaining MAM. The Losing MAM will transfer MAP Id within an unsolicited ONDET flow. Other Meter Technical Details are not required. This contrasts with Switch, where the transfer of information is triggered by the Gaining MAM contacting the Losing MAM using an ORDET flow.
- 12.4. This process assumes the Gas Supplier will be the Gas Act Owner and there is no Switch.
- 12.5. Where a change of MAM is initiated the process below shall be followed:

Ref	When	Action	From	To	Interface	Means
12.5.1	If required.	Send agent appointment.	Gas Supplier	Gaining MAM	ONAGE	Email, IX, DTN

	If the Gas Supplier is aware that the Gaining MAM will need to carry out a meter exchange prior to Appointment, then it shall miss steps 12.5.1 to 12.5.3 and proceed directly to step 12.5.4.				This includes the identity of the Losing MAM .	
12.5.2	Where commercial arrangements are not in place and the Gaining MAM requires a meter exchange before accepting the appointment. Where commercial arrangements are in place to enable transfer of the Metering Asset , then the Gaining MAM may accept the agent appointment and follow the process in Paragraph 11.	Accept agent appointment.	Gaining MAM	Gas Supplier	RNAGE Where possible, the Gaining MAM shall flag within the RNAGE that they are rejecting the Appointment because a meter exchange is required, as they do not have commercial arrangements in place to transfer the Asset.	Email, IX, DTN
12.5.3	Following 12.5.2.	Agree Metering Asset exchange.	Gaining MAM	Gas Supplier	Discussion on why appointment was rejected	Not defined
12.5.4	Following agreement to exchange meter before MAM appointment.	Request Metering Asset exchange.	Gas Supplier	Gaining MAM	ORJOB	Email, IX, DTN
12.5.5	Within 2WDs of 12.5.4.	Respond to Metering Asset exchange request.	Gaining MAM	Gas Supplier	RRJOB The Gaining MAM will make a commercial decision whether to accept the job prior to formal Appointment. Where the Gaining MAM rejects the job then the RRJOB will state this and the process will end.	Email, IX, DTN
12.5.6	Following 12.5.4.	Request Metering Asset exchange.	Gaining MAM	Meter Worker /	Information contained within ORJOB	Not defined

				AMI		
12.5.7	48hrs prior to Metering Asset exchange. The requirement to send a pre-notification is contained within the Connection and Disconnection Regulations.	Pre-notification of Metering Asset exchange.	Gaining MAM	Gas Supplier	ONJOB The ONJOB and RNJOB Market Messages may also be used to notify the relevant participants of a cancelled job.	Email, IX, DTN
12.5.8	Within 2WDs of 12.5.7.	Respond to pre-notification of Metering Asset exchange.	Gas Supplier	Gaining MAM	RNJOB	Email, IX, DTN
12.5.9	At the time and date specified within the request in 12.5.6.	Carry out Metering Asset exchange.	Meter Worker / AMI		Internal Process	N/A
12.5.10	Following Metering Asset exchange.	Notification of Metering Asset exchange.	Meter Worker / AMI	Gaining MAM	Information contained within ONJOB	Not defined
12.5.11	Within 48hrs of the Metering Asset exchange. Commercial arrangements will dictate variances from the job request which are notified e.g. some Gas Suppliers may only wish to know when a job is completed, others may wish to be notified of all cancellations and changes to appointments.	Notification of Metering Asset exchange and MAP identity for installed Metering Asset . Where, as part of the removal of Metering Assets at the metering installation, a meter has been disconnected and then re-connected, the Energy Supplier must be notified of whether the meter worker was an AMI.	Gaining MAM	Gas Supplier	ONJOB Changes to Metering Asset ownership, names, addresses and access instructions which are determined on site, are considered to be generic data inconsistency exceptions and will be passed on separate ONUPD records. Where updates are identified by MAMs to Meter Technical Details or MAP Identity, then these shall be passed to the CDSP by the MAM.	Email, IX, DTN
12.5.12	Within 48hrs of the Metering Asset	Notification of Metering	MAM	CDSP	ONJOB	Secure

	exchange.	Asset exchange and MAP identity of installed Metering Asset .				File Transfer Protocol
12.5.13	Within 2WDs of 12.5.11.	Respond to notification of Metering Asset exchange and MAP identity for installed Metering Asset .	Gas Supplier	Gaining MAM	RNJOB	Email, IX, DTN
12.5.14	Within 2WDs of 12.5.12.	Respond to notification of Metering Asset exchange and MAP identity of installed Metering Asset .	CDSP	MAM	RNJOB	Secure File Transfer Protocol
12.5.15	Following 12.5.11.	Notification of Metering Asset exchange and MAP identity for installed Metering Asset	Gas Supplier	Shipper	ONJOB	Not defined
12.5.16	Within 2WDs of 12.5.15.	Respond to notification of Metering Asset exchange and MAP identity for installed Metering Asset .	Shipper	Gas Supplier	RNJOB	Not defined
12.5.17	Following 12.5.15.	Notification of Metering Asset exchange and MAP identity for installed Metering Asset .	Shipper	CDSP	Defined in the UK Link Manual	IX
12.5.18	Within 2WDs of 12.5.17.	Respond to notification of Metering Asset exchange and MAP identity for installed Metering Asset .	CDSP	Shipper	Defined in the UK Link Manual	IX
12.5.19	Following 12.5.11.	Send agent appointment.	Gas Supplier	Gaining MAM	ONAGE	Email, IX, DTN
12.5.20	Within 2WDs of 12.5.19.	Accept agent appointment.	Gaining MAM	Gas Supplier	RNAGE	Email, IX, DTN

12.5.21	Following 12.5.20.	Send agent de-appointment.	Gas Supplier	Losing MAM	ONAGE	Email, IX, DTN
12.5.22	Within 2WDs of 12.5.21.	Accept agent de-appointment.	Losing MAM	Gas Supplier	RNAGE	Email, IX, DTN
12.5.23	Within 2WDs of 12.5.21.	Notification of MAM de-appointment.	Losing MAM	Old MAP	ONUPD	Email, IX, DTN
12.5.24	Within 2WDs of 12.5.23.	Respond to MAM de-appointment notification.	Old MAP	Losing MAM	RNUPD	Email, IX, DTN
12.5.25	Following 12.5.20. The notification from Gas Supplier to Shipper must be provided to enable the Shipper notification to the CDSP within 2 WDs of the MAM Effective Date.	Notification of agent appointment.	Gas Supplier	Shipper	ONUPD	Not defined
12.5.26	Within 2WDs of 12.5.25.	Respond to notification of agent appointment.	Shipper	Gas Supplier	RNUPD	Not defined
12.5.27	Following 12.5.25 and within 2WDs of the MAM Effective Date.	Receive and pass on notification of agent appointment.	Shipper	CDSP	Defined in the UK Link Manual	IX
12.5.28	Within 2WDs of 12.5.27.	Respond to agent appointment notification.	CDSP	Shipper	Defined in the UK Link Manual	IX
12.5.29	Within 2 WDs of 12.5.21.	Notification of MAP Id.	Losing MAM	Gaining MAM	ONDET As the meter has not been transferred the ONDET is only required to inform the Gaining MAM of the MAP ID for the removed meter.	Email, IX, DTN
12.5.30	Within 2WDs of 12.5.29.	Respond to notification of MAP Id.	Gaining MAM	Losing MAM	RNDET	Email, IX, DTN

12.5.31	Within 2WDs of 12.5.29.	Notification of Metering Asset removal. The MAP ID shall be contained within the ONDET from the Losing MAM to the Gaining MAM which will enable the Gaining MAM to send notification to the Meter Asset Provider.	Gaining MAM	Old MAP	ONUPD This shall include the address where the meter is available for collection. Meter returns procedures are detailed within the CoMCoP.	Email, IX, DTN
12.5.32	Within 2WDs of 12.5.31.	Respond to Metering Asset removal notification.	Old MAP	Gaining MAM	RNUPD	Email, IX, DTN
12.5.33	Within 2WDs of 12.5.19.	Notification of Metering Asset installation and MAM appointment.	Gaining MAM	New MAP	ONUPD	Email, IX, DTN
12.5.34	Within 2WDs 12.5.33.	Respond to Metering Asset installation and MAM appointment notification.	New MAP	Gaining MAM	RNUPD	Email, IX, DTN

13 Gas Change of [Meter Asset Provider](#)

13.1. The gas process is not currently documented.

14 Change of Gas Act Owner

14.1. The process to change a Gas Act Owner is defined within the Gas Act as the passing of ownership of duties to maintain the meter from one class of person to another, where a class of person is either a Gas Transporter, Gas Supplier or Consumer.

14.2. Where a Gas Supplier becomes aware of a change in the Gas Act Owner of the meter, it must inform the CDSP via the Shipper. Where the Gas Transporter becomes aware of such a change, it must inform the Gas Supplier, again via the Shipper.

- 14.3. The change of Gas Act Owner, where it is a coincident with a Switch, change of MAM, install and/or exchange activities are covered within the associated processes within this REC Schedule.

Part D – Operational Processes Electricity for MHHS Metering Points

15 Electricity Metering Asset Installation

- 15.1. This process covers Metering Assets (including new Metering Assets) being installed for:
- (a) an existing supply where the Metering Asset had been removed some time previously; or
 - (b) a supply which has never had a Metering Asset before, which may be on the day the supply was commissioned or sometime after.
- 15.2. Removal and installation of Metering Assets as part of the same job, is classed as a Metering Asset exchange and is not covered by this process.
- 15.3. Although a Metering Asset could be at a premise before the supply, it cannot be connected to the supply until the supply is laid. Therefore, installation of a Metering Asset will always require a supply to exist.
- 15.4. Where electricity Metering Assets are being installed, the MOA shall (either itself or via its EMO):
- (a) carry out a Proving Test (or re-test) for each Advanced Metering Asset in accordance with Paragraph 29;
 - (b) where required by its associated Electricity Supplier, set Traditional Metering Assets which incorporate a clock or teleswitch with a timing mechanism to switch at a time consistent with a valid combination of Standard Settlement Configuration and Time Pattern Regime derived from the Meter Configuration Table;
 - (c) where multi-register Traditional Metering Assets are installed and where required by its associated Electricity Supplier, programme those Metering Assets so that the physical registers may be mapped, using the Meter Technical Details supplied to its associated Smart Data Service Agent, onto logical registers forming a valid Standard Settlement Configuration;
 - (d) when installing a multi-register Traditional Metering Asset, or when attending the site to carry out work on such a Metering Asset that would require re-registration of the Metering Asset, ensure that the registers of the Metering Asset are clearly identified and that the Meter Register IDs to be used in all relevant Market Messages clearly identify the registers on the Metering Asset to be read (e.g. "L", "N", "R1", "R2"); regarding which:
 - (i) where the identifier cannot be uniquely identified by a 2-character Meter Register ID (e.g. "CUM 3"), a label shall be applied to, or immediately adjacent to, the Metering Asset that shows the display sequence with the equivalent Meter Register ID for each register (e.g. "CUM 2 – Reg ID = 02" etc.);
 - (ii) for two-rate key meters only, the only permitted Meter Register IDs are "1", "1 ", "01" or "R1" and "2", "2 ", "02" or "R2"; and
 - (iii) for Smart Metering Assets, the Electricity Supplier is responsible for ensuring that the Meter Register IDs and/or Meter Register Descriptions are reflective of the display on the Smart Metering Asset;
 - (e) when installing or reconfiguring Advanced Metering Assets that are operated by Measurement Transformers, configure the Metering Assets to record demand values for

both ~~r~~Reactive Import and ~~R~~reactive Export (except where the Metering Asset does not have this capability, and is not required to do so by the relevant BSC Metering Code(s) of Practice). Reactive Import and ~~r~~Reactive Export measurements shall be configured in accordance with the applicable BSC Metering Code(s) of Practice; and

- (f) seal and reseal Metering Assets in accordance with the CoMCoP and the relevant BSC Metering Code(s) of Practice.

Commented [HT11]: R0192 housekeeping amendment plus Import and Export to be linked to defined terms

15.5. The process below shall be followed where a [Metering Asset](#) is installed and is applicable to all types of Metering Asset, unless otherwise stated.

Ref	When	Action	From	To	Information Required	Method
15.5.1	Where required and at least 10WD before 15.5.6. This step could be completed in shorter timescales where the Electricity Supplier and MOA have reached mutual agreement.	Request Metering Asset installation, commissioning and energisation. Where it is necessary to involve the Distribution Network Operator, the MOA shall arrange this and follow the energisation process in Paragraph 21.	Electricity Supplier	MOA	D0142 Request for Installation or Changes to a Metering System Functionality or the Removal of all Meters. If the Metering Point is for Export purposes, the 'Additional Information' field in the D0142 should state this, and therefore a physical site visit may not be required or for a Prepayment Meter <ul style="list-style-type: none"> • D0194 for key meters • D0216 for token meters 	Electronic or other method, as agreed
15.5.2	If request rejected and within 2WD of 15.5.1.	Issue response rejecting the Metering Asset installation request.	MOA	Electricity Supplier	D0221 Notification of Failure to Install or Energise Metering System. or D0002 Fault Resolution Report or Request for Decision on Further Action (to inform the Electricity Supplier that the request is being actioned).	Electronic or other method, as agreed

15.5.3	Within 2WD of 15.5.1, where Measurement Transformer Ratios and Class details have not been received or need to be confirmed (and only for Metering Points first registered after 6 November 2008).	Request Site Technical Details.	MOA	DNO	D0170 Request for Metering System Related Details.	Electronic or other method, as agreed
15.5.4	If request for Site Technical Details rejected and within 5WD of 15.5.3.	Reject Request for Site Technical Details.	DNO	MOA	D0382 Rejection response for Request to DNO for Site Technical Details	Electronic or other method, as agreed
15.5.5	If request for Site Technical Details accepted and within 5WD of 15.5.3.	Send Site Technical Details.	DNO	MOA	D0215 Provision of Site Technical Details	Electronic or other method, as agreed
15.5.6	On the date requested or agreed in 15.5.1.	Install Metering Asset in accordance with appropriate BSC Metering Code(s) of Practice and capture Cumulative Register Reading . If requested, energise Metering Asset and, for Advanced and Traditional Metering Assets only, note the initial Meter Register Reading(s). If the Metering Asset is to be installed but not energised at this time, the energisation of the Metering Asset shall be carried out at an appropriate time in accordance with the energisation process in Paragraph 21.	MOA (or its EMO)		Internal Process	N/A

15.5.7	Following 15.5.6.	Commission Metering Asset in accordance with appropriate BSC Metering Code(s) of Practice .	MOA (or its EMO)		Internal Process	N/A
15.5.8	If Metering Asset cannot be installed or energised, as soon as possible and within 3WD of 15.5.6.	Inform Electricity Supplier and note that it will need to restart the process at 15.5.1 if required.	MOA	Electricity Supplier	D0221 Notification of Failure to Install or Energise Metering System. or D0002 Fault Resolution Report or Request for Decision on Further Action (to inform the Electricity Supplier that the request is being actioned).	Electronic or other method, as agreed
15.5.9	Following successful Metering Asset installation.	Send Meter Technical Details, initial Meter Register Readings and Cumulative Register Readings in accordance with Paragraph 20.	MOA		Refer to Paragraph 20.	N/A
15.5.10	For Advanced Metering Assets, following 15.5.7.	Prove Metering Asset .	MOA	ADS	Refer to Paragraph 27.	N/A

15.6. The process below shall be followed where the electricity Metering Asset requires commissioning in accordance with BSC Metering Code of Practice 4 and the Measurement Transformers are owned by the Distribution Network Operator. This process is applicable to all types of Metering Asset, unless otherwise stated.

Ref	When	Action	From	To	Information Required	Method
15.6.1	At the earliest opportunity, but no later than 16WD after energisation (if DNO energises) or	Commission Measurement Transformers in accordance with BSC Metering Code of Practice 4.	DNO		Internal Process	N/A

	16WD after receipt of the D0139 from MOA (if MOA or its EMO energises)					
15.6.2	At the earliest opportunity but no later than 21WD after energisation (if the DNO energises) or 21WD after receipt of the D0139 (if the MOA or its EMO energises)	Send commissioning information for the Measurement Transformers.	DNO	MOA	D0383 Notification of Commissioning information.	Electronic or other method, as agreed
15.6.3	On the date requested or agreed in 15.5.1 but no later than 32WD after energisation (if MOA or its EMO energises) or receipt of the D0139 (if the DNO energises)	Commission Metering Asset in accordance with appropriate BSC Metering Codes of Practice for the Metering Asset and BSC Metering Code of Practice 4. If commissioning is completed successfully, proceed to 15.6.7, otherwise proceed to 15.6.4.	MOA		Internal Process	N/A
15.6.4	Within 5WD of 15.6.3 if there has been a defect / omission that prevented commissioning. A defect or omission in the completion of the processes is set out in CoP4 and will also include that the D0383 'Notification of Commissioning status' flow has not been received from the Distribution Network Operator.	Send notification that there is a defect/omission that has prevented commissioning.	MOA	Electricity Supplier	D0384 Notification of Commissioning status	Electronic or other method, as agreed.
15.6.5	At the earliest opportunity but no later than 65WD after energisation (if MOA energises) or receipt of the D0139 (if the	Resolve the defect/omission that has prevented commissioning. It shall be the responsibility of the Electricity	Electricity Supplier	DNO ADS	D0384 Notification of Commissioning status	Electronic or other method, as agreed.

	DNO energises)	Supplier to ensure that the Metering Asset is appropriately commissioned. If the Electricity Supplier believes that there is a risk to settlement it shall, in accordance with Section L3.6 of the BSC, consult with the relevant Distribution Network Operator and agree the appropriate steps to be taken to minimise the risks to settlement.				
15.6.6	When defect / omission has been resolved, but no later than 80WD after energisation (if the MOA energises) or receipt of the D0139 (if the DNO energises)	Commission Metering Asset in accordance with appropriate BSC Metering Codes of Practice for the Metering Asset and BSC Metering Code of Practice 4.	MOA		Internal Process	N/A
15.6.7	Within 5WD of 15.6.3 or 15.6.6 if commissioning was completed successfully.	Send notification that commissioning has been completed. Notification that commissioning has been completed shall not be sent if complete information has not been received from the Distribution Network Operator.	MOA	Electricity Supplier	D0384 Notification of Commissioning status	Electronic or other method, as agreed.
15.6.8	Following 15.6.7.	Create internal record of MOA commissioning. This will be used for the change of MOA process and the passing of complete commissioning information.	MOA		Internal Process	N/A

15.7. The process below shall be followed where the Metering Asset requires commissioning in accordance with BSC Metering Code of Practice 4 and the Measurement Transformers are not owned by the Distribution Network Operator. This process is applicable to all types of Metering Asset, unless otherwise stated.

Ref	When	Action	From	To	Information	Method
-----	------	--------	------	----	-------------	--------

					Required	
15.7.1	On the date requested or agreed in 15.5.1 but no later than 32WD after energisation.	Commission Metering Asset in accordance with appropriate BSC Metering Codes of Practice for the Metering Asset and BSC Metering Code of Practice 4 . If commissioning is completed successfully, proceed to 15.7.5, otherwise proceed to 15.7.2.	MOA (or its EMO)		Internal Process	N/A
15.7.2	Within 5WD of 15.7.1 if there has been a defect/omission that prevented commissioning. A defect or omission in the completion of the processes is set out in BSC Metering Code of Practice 4.	Send notification that there is a defect/omission that has prevented commissioning.	MOA	Electricity Supplier	D0384 Notification of Commissioning status	Electronic or other method, as agreed.
15.7.3	At the earliest opportunity but no later than 65WD after energisation.	Resolve the defect/omission that has prevented commissioning. It shall be the responsibility of the Electricity Supplier to ensure that the Metering Asset is appropriately commissioned. If the Electricity Supplier believes that there is a risk to settlement it shall, in accordance with Section L3.6 of the BSC, consult with the relevant Distribution Network Operator and agree the appropriate steps to be taken to minimise the risks to	Electricity Supplier	DNO ADS	D0384 Notification of Commissioning status	Electronic or other method, as agreed.

		settlement.				
15.7.4	When defect / omission has been resolved, but no later than 80WD after energisation.	Commission Metering Asset in accordance with appropriate BSC Metering Codes of Practice for the Metering Asset and BSC Metering Code of Practice 4 .	MOA		Internal Process	N/A
15.7.5	Within 5WD of 15.7.1 or 15.7.4 if commissioning was completed successfully.	Send notification that commissioning has been completed.	MOA	Electricity Supplier	D0384 Notification of Commissioning status	Electronic or other method, as agreed.
15.7.6	Following 15.7.5.	Create internal record of MOA commissioning. This will be used for the change of MOA process and the passing of complete commissioning information.	MOA		Internal Process	N/A

16 Electricity Metering Asset Removal

- 16.1. This process covers the removal of Metering Assets by the [MOA](#). The removal of electricity Metering Assets includes the removal of all meters assigned to that Metering Asset. Where only some of the meters are to be removed, a reconfiguration process shall be followed in accordance with Paragraph 17. Where a meter is being removed and a new meter installed as part of the same job, it shall be classed as a [Metering Asset](#) exchange and the process in Paragraph 17 shall be followed.
- 16.2. Prior to the removal of an electricity [Metering Asset](#), a de-energisation shall be carried out in accordance with Paragraph 21.
- 16.3. Where the Metering Asset is removed, recovery of the Half Hourly Metered Data should be undertaken as per the contractual agreement between the Electricity Supplier and the Appointed Advanced / Smart Data Service Agent / [MOA](#) and shared via a bilaterally agreed mechanism.
- 16.4. Metering Asset removal could be triggered by:
 - (a) a request to the Distribution Network Operator to disconnect the Metering Point, in accordance with the DCUSA;

- (b) disconnection of the Metering Point by the Distribution Network Operator for safety reasons, in accordance with the DCUSA;
 - (c) the Registered Supplier requesting that the [MOA](#) remove the Metering Asset; or
 - (d) a Consumer which owns or rents the Metering Asset requesting that the [MOA](#) remove the Metering Asset.
- 16.5. Where the Distribution Network Operator undertakes a Metering Point disconnection, it shall follow the process defined in the DCUSA. On notification to the Electricity Supplier that the Metering Point is being disconnected, the Electricity Supplier may request that the [MOA](#) removes the Metering Asset. Where the Distribution Network Operator is responsible for removing the Metering Asset, it shall inform the [MOA](#) and share the final Meter Register Reading to enable the [MOA](#) to issue the required notifications in accordance with the process detailed below.
- 16.6. If the Metering Asset cannot be removed at the appointed time, the [MOA](#) / Distribution Network Operator shall liaise with the Electricity Supplier to agree a way forward.
- 16.7. The process below shall be followed where the [MOA](#) removes the Metering Asset and is applicable to all types of Metering Asset, unless otherwise stated.

Ref	When	Action	From	To	Information Required	Method
16.7.1	As required.	Request Metering Asset removal.	Electricity Supplier	MOA	<p>D0142 Request for Installation or Changes to a Metering System Functionality or the Removal of all Meters</p> <p>or</p> <p>for a Prepayment Meter:</p> <ul style="list-style-type: none"> • D0194 for key meters • D0216 for token meters 	Electronic or other method, as agreed

16.7.2	If request rejected and within <u>2WD</u> of 16.7.1.	Reject request for Metering Asset removal.	MOA	Electricity Supplier	D0221 Notification of Failure to Install or Energise Metering System; or D0002 Fault Resolution Report or Request for Decision on Further Action.	Electronic or other method, as agreed
16.7.3	On the date requested or agreed in 16.7.1.	Remove Metering Asset and note final Cumulative Register Reading, if available and Meter Register Reading(s) as required by the Electricity Supplier. For Advanced Metering Assets, telephone the ADS to confirm collection of HH Metered Data, as required.	MOA (or its EMO)		Internal Process	N/A
16.7.4	Following successful Metering Asset removal.	Send Meter Technical Details, final Meter Register Readings and Cumulative Register Readings in accordance with Paragraph 20.	MOA		Refer to Paragraph 20 .	N/A

16.8. The process below shall be followed where the Distribution Network Operator removes the [Metering Asset](#) and is applicable to all types of Metering Asset, unless otherwise stated.

Ref	When	Action	From	To	Information Required	Method
16.8.1	As required, in accordance with the DCUSA.	Remove Metering Asset . Note final Meter Register Reading(s), if available.	DNO		Internal Process.	N/A
16.8.2	For all Metering Assets, within 3WDs of 16.8.1.	Send final Meter Register Reading(s) or notification that readings were not obtainable.	DNO	MOA	D0010 Meter Readings or D0002 Fault Resolution Report or Request for Decision on Further Action.	Electronic or other method, as agreed.
16.8.3	Following successful Metering Asset removal.	Send Meter Technical Details, final Meter Register Readings and Cumulative Register Readings in accordance with Paragraph 20.	MOA		Refer to Paragraph 20 .	N/A

17 Electricity Metering Asset Exchange or Reconfiguration

- 17.1. This process covers scenarios where the same MOA (or its EMO) installs and removes the Metering Asset and there is no associated change of MOA.
- 17.2. Prior to the replacement of an electricity Metering Asset, a de-energisation shall be carried out in accordance with Paragraph 21.
- 17.3. Where the Metering Asset is removed, recovery of the Half Hourly Metered Data should be undertaken as per the contractual agreement between the Electricity Supplier and the Appointed Advanced / Smart Data Service Agent / MOA and shared via a bilaterally agreed mechanism.
- 17.4. If the Metering Asset cannot be exchanged or reconfigured at the appointed time, the MOA shall liaise with the Electricity Supplier to agree the way forward.
- 17.5. The process below shall be followed where the Metering Asset is replaced or reconfigured and is applicable to all types of Metering Asset, unless otherwise stated.

Ref	When	Action	From	To	Information Required	Method
-----	------	--------	------	----	----------------------	--------

17.5.1	As required.	Request Metering Asset exchange or reconfiguration.	Electricity Supplier	MOA	<p>Credit Meter</p> <p>D0142 Request for Installation or Changes to a Metering System Functionality or the Removal of all Meters.</p> <p><u>Or</u></p> <p>Prepayment Meter</p> <ul style="list-style-type: none"> • D0194 for key meters • D0216 for token meters 	Electronic or other method, as agreed
17.5.2	If request rejected and within 2 WDs of 17.5.1.	Reject request for Metering Asset exchange or reconfiguration.	MOA	Electricity Supplier	<p>D0221 Notification of Failure to Install or Energise Metering System; or</p> <p>D0002 Fault Resolution Report or Request for Decision on Further Action</p>	Electronic or other method, as agreed
17.5.3	On the date requested or agreed in 17.5.1.	<p>Note initial Meter Register Reading and Cumulative Register Reading for the new Metering Asset.</p> <p>Note final Meter Register Reading and Cumulative Register Reading for the removed Metering Asset, if available and required by the Electricity Supplier.</p> <p>For Advanced Metering Assets,</p>	MOA (or its EMO)		Internal Process	N/A

		telephone the ADS to confirm collection of HH Metered Data, as required. Exchange or reconfigure Metering Asset				
17.5.4	Following successful Metering Asset exchange / reconfiguration.	Send Meter Technical Details, initial and final Meter Register Readings and Cumulative Register Readings in accordance with Paragraph 20.	MOA		Refer to Paragraph 20.	N/A
17.5.5	For new Advanced Metering Assets	Prove Metering Asset .	MOA	ADS	Refer to Paragraph 29.	N/A
17.5.6	Following 17.5.3, where the replacement includes Measurement Transformers.	Commission Metering Asset in accordance with appropriate BSC Metering Code(s) of Practice.	MOA / DNO	-	Refer to Paragraph 15.6 and 15.7.	N/A

17.6. The process below shall be followed where the DNO replaces the [Metering Asset](#) for safety reasons and is applicable to all types of Metering Asset, unless otherwise stated.

Ref	When	Action	From	To	Information Required	Method
17.6.1	As required.	Send request to replace Metering Asset .	Electricity Supplier	DNO	Request site visit.	Electronic or other method, as agreed.
17.6.2	If request rejected,	Send notification of rejection including	DNO	Electricity	D0221 Notification of Failure to Install or	Electronic or

	as soon as possible after 17.6.1.	the reason why the request has been rejected.		Supplier	Energise Metering System; or D0002 Fault Resolution Report or Request for Decision on Further Action	other method, as agreed.
17.6.3	On the date requested or agreed in 17.6.1 or as the DNO sees necessary.	Note final Meter Register Reading, if available. Replace and energise Metering Asset Note initial Meter Register Reading.	DNO		Internal Process.	N/A
17.6.4	For all Metering Assets, within 3 WD of 17.6.3.	Send final Meter Register Reading or notification that Meter Register Reading not obtainable. Send initial Meter Register Reading and Meter Technical Details for replacement Metering Asset .	DNO ⁴²	MOA	For all Metering Assets <ul style="list-style-type: none"> • D0010 Meter Readings; or • D0002 Fault Resolution Report or Request for Decision on Further Action. and For Advanced Metering Assets <ul style="list-style-type: none"> • D0268 Advanced Meter Technical Details. If site is Complex Site , send Complex Site Supplementary Information Form (see Appendix 2). or	Electronic or other method, as agreed.

					<p>For Traditional Metering Assets</p> <ul style="list-style-type: none"> • D0149 Notification of Mapping Details • D0150 Traditional Meter Technical Details 	
17.6.5	Following successful Metering Asset exchange.	Send Meter Technical Details, initial and final Meter Register Readings and Cumulative Register Readings in accordance with Paragraph 20.	MOA		Refer to Paragraph 20.	N/A

18 Change of Feeder Status for Electricity Metering Assets

- 18.1. This process covers communications relating to the energisation or de-energisation of a feeder for an electricity Metering Asset.
- 18.2. In the event that a summation current transformer is being utilised to aggregate two or more feeders onto one Meter Id (Serial No), then the feeder status shall be populated as 'Active' if any one of the feeders is energised.
- 18.3. This process shall only be used for multi feeder sites. Where a single feeder is to be energised or de-energised, the processes in Paragraph 21 shall be used.
- 18.4. The process below shall be followed where the energisation status of the feeder for an electricity Metering Asset is changed and applies to all types of Metering Asset, unless otherwise stated.

Ref	When	Action	From	To	Interface	Means
18.4.1	As required.	<p>Send request to change feeder status.</p> <p>This request may be sent to the DNO rather than the MOA. Where the DNO changes</p>	Electricity Supplier	MOA	D0142 Request for Installation or Changes to a Metering System Functionality or the Removal of all Meters.	Electronic or other method, as agreed.

		the feeder status, they shall send Meter Register Readings to the MOA to share with other Market Participants.			or for a <u>Prepayment Meter</u> <ul style="list-style-type: none"> • D0194 for key meters • D0216 for token meters 	
18.4.2	If request rejected and within 2WD of 18.4.1.	Send notification of rejection including the reason why the request has been rejected.	MOA	Electricity Supplier	D0221 Notification of Failure to Install or Energise Metering System; or D0002 Fault Resolution Report or Request for Decision on Further Action (go to 18.4.1 if required).	Electronic or other method, as agreed.
18.4.3	On the date requested or agreed in 18.4.1 or as the MOA sees necessary.	Change feeder status. Note Meter Register Reading. For Advanced Metering Assets where the feeder is being de-energised, telephone the ADS to confirm collection of HH Metered Data, as required.	MOA (or its EMO)		Internal Process	N/A
18.4.4	Following successful change in feeder status	Send Meter Technical Details, Meter Register Readings and Cumulative Register Readings in accordance with Paragraph 20.	MOA		Refer to Paragraph 20.	N/A
18.4.5	For Advanced Metering Assets.	Prove Metering Asset .	MOA (or its EMO)	ADS	Refer to Paragraph 27.	N/A

19 Fault Resolution for Electricity Metering Assets

- 19.1. Upon the [MOA](#) being notified by any person (or otherwise discovering) that any Metering Asset for which the [MOA](#) is Appointed is potentially recording incorrect data, the [MOA](#) shall investigate and rectify the problem and notify the Electricity Supplier and Appointed Advanced / Smart Data Service Agent of the nature of the fault and the date and time at which it was rectified.
- 19.2. The [MOA](#) shall report Metering Asset faults to the Registered Supplier and Appointed Advanced / Smart Data Service Agent and advise the Appointed Advanced / Smart Data Service Agent as to the period covered by the fault.
- 19.3. The [MOA](#) shall separately identify Metering Asset faults affecting data quality and those not affecting data quality and shall record the date on which each fault was reported and the date on which each fault was cleared. For this purpose, a fault affecting data quality shall be treated as cleared when the relevant Metering Asset once again records in compliance with the relevant BSC Metering Code of Practice.
- 19.4. The process below shall be followed where a potential fault requires investigation and is applicable to all types of Metering Asset, unless otherwise stated.

Ref	When	Action	From	To	Information Required	Method
19.4.1	As appropriate.	Send request to investigate Metering Asset . Any participant, other than the ADS / SDS, wishing to request that the MOA carries out an investigation shall do so via the Electricity Supplier. The D0001 'Request Metering System Investigation' can be used to notify the Electricity Supplier of the fault if appropriate.	Any Participant	Electricity Supplier	Details of fault.	Electronic or other method, as agreed
19.4.2	Within 2WD of 19.4.1 or as required.	Send request to investigate Metering Asset .	Electricity Supplier or ADS / SDS	MOA	D0001 Request Metering System Investigation.	Electronic or other method, as agreed
19.4.3	Within 5WD of receipt of the D0001 , or as the MOA sees	Investigate Metering Asset and attempt to resolve fault. If the resolution involves a site visit, take a	MOA (or its EMO)		Internal Process	N/A

	<p>necessary.</p> <p>Where the MOA has a contract with the Consumer, this must be taken into account when determining whether it is appropriate for the MOA to investigate inconsistencies.</p>	<p>Meter Register Reading following resolution of the fault.</p> <p>If the fault is resolved within 5WD of receipt of the D0001, proceed to 19.4.10, if not proceed to 19.4.4.</p>				
19.4.4	<p>If fault remains unresolved 5WD after receipt of D0001.</p>	<p>Send notification that the fault cannot be resolved together with a corresponding fault resolution plan (if required) detailing the actions that need to be taken to resolve the fault and the proposed timescales or update on proposed next steps. Request decision on further action if appropriate.</p> <p>The MOA shall contact and liaise with the Electricity Supplier if appropriate.</p>	MOA	<p>Electricity Supplier or ADS / SDS</p>	<p>D0005 Instruction on Action</p> <p>Fault resolution plan (if required).</p> <p>For complex cases where the D0005 is not sufficient, or where requested by the ADS / SDS, further details can be given in the fault resolution plan. In these instances, the sending of the fault resolution plan shall be referred to in the D0005. Any other correspondence between the Electricity Supplier, MOA and ADS / SDS which is required to resolve the fault shall be sent in a format and by a</p>	Electronic or other method, as agreed

					method agreed by those participants involved.	
19.4.5	As soon as possible after 19.4.4, if appropriate	Send decision on further action.	Electricity Supplier or ADS / SDS	MOA	D0005 Instruction on Action. Or equivalent communication, by other means, with the Electricity Supplier .	Electronic or other method, as agreed
19.4.6	Following 19.4.4 or 19.4.5, if appropriate.	Attempt to resolve fault. If fault resolved within 15WD of receipt of D0001 , proceed to 19.4.10, if not then proceed to 19.4.7.	MOA		Internal Process	N/A
19.4.7	If fault remains unresolved within 15WD of receipt of D0001 .	Notify that the fault remains unresolved.	MOA	Electricity Supplier or ADS / SDS	D0005 Instruction on Action. Or equivalent communication, by other means, with the Electricity Supplier .	Electronic or other method, as agreed
19.4.8	As soon as possible following 19.4.7.	Progress resolution of outstanding fault.	MOA		As appropriate: D0005 Instruction on Action or fault resolution plan	Internal Process
19.4.9	If and when appropriate following 19.4.8.	Consult and / or update ADS / SDS, or Electricity Supplier as appropriate, regarding investigation on regular basis (as agreed) until fault resolved.	MOA	Electricity Supplier or ADS / SDS	D0005 Instruction on Action. Or equivalent communication, by other means, with the Electricity Supplier .	Electronic or other method, as agreed
19.4.10	Within 5WD of resolving fault.	Send fault resolution report and undertake any steps in the process in this Paragraph 19 which may be appropriate.	MOA	Electricity Supplier or ADS / SDS	D0002 Fault Resolution Report or Request for Decision on Further Action.	Electronic or other method, as agreed

19.4.11	If appropriate, within 5WD of 19.4.10.	Report resolution of fault. Where the Metering Asset investigation was requested by a participant other than the ADS / SDS, the Electricity Supplier shall send the relevant participant the fault resolution report within 5WD of receiving the D0002 'Fault Resolution Report or Request for Decision on Further Action'. The Electricity Supplier shall use the D0002 for this notification where the participant initially notified the Electricity Supplier of the inconsistency via the D0001 'Request Metering System Investigation'.	Electricity Supplier	Relevant Participant	As appropriate: D0002 Fault Resolution Report or Request for Decision on Further Action. Details of resolution	Electronic or other method, as agreed
19.4.12	If appropriate, at the same time as 19.4.10.	Send Meter Technical Details if changed or incorrect, together with, Meter Register Readings and Cumulative Register Readings, if required.	MOA		Refer to Paragraph 20	N/A
19.4.13	In accordance with the timescales in Paragraph 29.	If Meter Technical Details manually intervened or there has been a key field change, prove Metering Asset .	MOA	ADS	Refer to Paragraph 27	Electronic or other method, as agreed

20 Sharing Information following Electricity Meter Works

20.1. Paragraphs 15 to 19 cover a variety of operational metering activities which may result in updates being made to Meter Technical Details. In all these cases, the [MOA](#) shall provide updated Meter Technical Details to the relevant Market Participants in accordance with the process set out below. Steps are applicable to all types of Metering Asset, unless otherwise stated.

Ref	When	Action	From	To	Information Required	Method
20.1.1	Within 3WVs of the meter works under paragraphs 15 to 19.	Send revised Meter Technical Details, Cumulative Register Readings and Meter Register Readings or notification that the Meter Register Readings were not obtainable.	MOA	Electricity Supplier ADS / SDS DNO	Advanced Metering Assets <ul style="list-style-type: none"> • MHHS IF-041 Smart / Advanced Readings • D0010 Meter Readings or D0002 Fault Resolution Report or Request for Decision on Further Action. • D0268 Advanced Meter Technical Details • D0383 Notification of Commissioning Information (Electricity Supplier and DNO only) • D0384 Notification of Commissioning Status (Electricity Supplier and DNO only) • If site is a Complex Site, send Complex Site Supplementary Information Form (see Appendix 2). 	IF-041 issued via DIP Interface. Other data issued via electronic or other method, as agreed

					<p>Smart Metering Assets</p> <ul style="list-style-type: none"> • MHHS IF-041 Smart / Advanced Readings <p>Traditional Metering Assets</p> <ul style="list-style-type: none"> • D0010 Meter Readings or D0002 Fault Resolution Report or Request for Decision on Further Action. • D0149 Notification of Mapping Details. • D0150 Traditional Meter Technical Details. 	
20.1.2	Within 3 WDs of the meter works, where a new Metering Asset has been installed or the existing Metering Asset removed.	Send notification of <u>Metering Asset</u> installation or removal.	MOA	<u>MAP</u>	<u>D0303</u> Notification of Meter Operator, Supplier and <u>Metering Assets</u> installed / removed by the MOP to the <u>MAP</u> .	Electronic or other method, as agreed.
20.1.3	Within 3 WDs of the meter works.	Send revised Meter Technical Details.	MOA	SMRS	MHHS IF-005 MTD Updates to SMRS	DIP Interface
20.1.4	Following receipt of the notification referenced in 20.1.3 and in accordance with BSCP706.	Perform validation checks. If data is accepted, proceed to 20.1.7, otherwise proceed to 20.1.5.	SMRS		Internal Process	N/A

20.1.5	Following 20.1.4 where the data is not accepted.	Send notification that revised Meter Technical Details have been rejected.	SMRS	MOA Electricity Supplier	MHHS IF-006 SMRS Notification of MTD Updates - rejection	DIP Interface
20.1.6	As soon as reasonably practicable following receipt of the notification referenced in 20.1.5.	<p>Manage rejection of revised Metering Asset details.</p> <p>Where the rejection is of a type the MOA can resolve without involving other industry parties, send a corrected MHHS IF005 'MTD Updates to SMRS'.</p> <p>If the MOA needs to involve other industry parties to resolve the issue, then reasonable endeavours shall apply.</p> <p>Restart the process as 20.1.1 or 20.1.3 as required.</p>	MOA		Internal Process	N/A
20.1.7	Following 20.1.4 where the data is accepted.	Update Meter Technical Details and make available to other Market Participants.	SMRS	MOA Electricity Supplier DNO SDS / ADS EES	MHHS IF-006 SMRS Notification of MTD Updates - acceptance	DIP Interface
20.1.8	Within 60 minutes of receipt of the notification referenced in 20.1.7.	Process notification and manage any exceptions.	MOA Electricity Supplier		Internal Process	N/A

			DNO SDS / ADS EES			
20.1.9	Following receipt of the notifications referenced in 20.1.1 and 20.1.7.	Reconcile MTDs and Meter Register Readings / Cumulative Register Readings and manage any exceptions.	Electricity Supplier		Internal Process	N/A
20.1.10	Where Communications Hub information is updated as a result of the meter works (Smart Metering Assets only).	Issue updated Communications Hub information where required by the Electricity Supplier.	MOA	Electricity Supplier	MHHS IF-004 Comms Hub Information	DIP Interface

21 Change of Energisation Status for Electricity Metering Assets

- 21.1. This process covers communications relating to the energisation or de-energisation of an electricity Metering Asset.
- 21.2. The MOA shall only energise a Metering Asset if requested to do so by its associated Electricity Supplier. Where a change of energisation status occurs at the same time as a Metering Asset installation or removal, this process shall be followed in addition to the Metering Asset installation or removal processes. Where a Metering Asset is de-energised and subsequently re-energised as part of a Metering Asset exchange, the MOA is not required to issue the notification of energisation status change where the process is completed within day.
- 21.3.
- 21.4. The MOA shall, as soon as reasonably practicable, inform its associated Electricity Supplier, the associated Advanced / Smart Data Service Agent and the Distribution Network Operator of any change in the energisation status of any Metering Asset for which the MOA has been Appointed.
- 21.5. A remotely disabled Smart Metering Asset or Advanced Metering Asset should be treated as energised for the purposes of this Paragraph 21.

21.6. The process below shall be followed where the energisation status of a Metering Asset is changed and is applicable to all types of Metering Asset, unless otherwise stated.

Ref	When	Action	From	To	Interface	Means
If DNO changes energisation status						
21.5.1	Where the DNO changes the energisation status, within <u>3WD</u> of changing the energisation status of a <u>Metering Asset</u> .	<p>Send change of energisation status and the associated Meter Register Readings.</p> <p>If the DNO de-energises a Metering Asset and does not provide the final Meter Register Readings, the MOA can retrieve these when it retrieves the meter. If the DNO also removed the meter, the MOA must ensure that it has the final Meter Register Readings and provides these to the Advanced / Smart Data Service Agent before disposing of or re-using the meter.</p> <p>Proceed to 21.5.6.</p>	<u>DNO</u>	MOA	<p><u>D0139</u> Confirmation or Rejection of Energisation Status Change</p> <p>or for a <u>Prepayment Meter</u></p> <p><u>D0179</u> Confirmation of Energisation/De-Energisation of Prepayment Meter.</p>	Electronic or other method, as agreed
If MOA changes energisation status						
21.5.2	As required	<p>Send request to change <u>Metering Asset energisation status</u>.</p> <p>Where the Electricity Supplier is requesting Meter installation / Meter removal at the same time as a change of Energisation Status, a single request may be sent.</p>	<u>Electricity Supplier</u>	MOA	<u>D0134</u> Request to Change Energisation Status.	Electronic or other method, as agreed
21.5.3	On the date requested or agreed in 21.5.2.	Change energisation status and capture Meter Register Reading, Cumulative Register Reading and HH Metered Data	MOA			Internal Process

		as required. Where the change in energisation status is successful, proceed to 21.5.6, otherwise proceed to 21.5.4.				
21.5.4	Following 21.5.1 or 21.5.3 where the change of energisation request is rejected or the change is not successful. Or following the MOA becoming aware of a discrepancy between the energisation status on site and that held by the Electricity Supplier / Advanced or Smart Data Service Agent.	Send rejection in response to change of energisation status request.	MOA	Electricity Supplier /	MHHS IF-007 Change of Energisation Status	DIP Interface
21.5.5	Following receipt of the notification in 21.5.4.	Manage rejection of change to energisation status request.	Electricity Supplier		Internal Process	N/A
21.5.6	Within 3WD of a successful change of energisation status.	Send notification of change to energisation status.	MOA	SMRS	MHHS IF-007 Change of Energisation Status For Prepayment Meters the MOA should also issue a D0179 Confirmation of Energisation / De-Energisation of Prepayment Meter to	DIP Interface Electronic or other method, as agreed

					the Electricity Supplier.	
21.5.7	Following receipt of the notification referenced in 21.5.6 and in accordance with BSC706.	Validate change of energisation status notification. If change is accepted, proceed to 21.5.10, otherwise proceed to 21.5.8.	SMRS		Internal Process	N/A
21.5.8	Following 21.5.7, where the notification is not accepted.	Send notification that the change of energisation status has been rejected.	SMRS	MOA	MHHS IF-008 SMRS Change of Energisation Status Notification	DIP Interface
21.5.9	Following receipt of the notification in 21.5.8.	Manage rejection of change to energisation status request.	MOA		Internal Process	N/A
21.5.10	Following 21.5.7, where the notification is accepted.	Send notification of change of energisation status.	SMRS	MOA Electricity Supplier DNO ADS / SDS BSC Central Systems	MHHS IF-008 SMRS Change of Energisation Status Notification	DIP Interface
21.5.11	For Advanced Metering Assets and Smart Metering Assets, at the same time as 21.5.6.	Issue Cumulative Register Readings.	MOA	ADS / SDS DNO Electricity Supplier	MHHS IF-041 Smart / Advanced Readings	DIP Interface
21.5.12	For Advanced Metering Assets and Traditional Metering Assets, at the	Issue Meter Register Readings.	MOA	ADS / SDS	D0010 Meter Readings	DIP Interface Electronic or other

	same time as 21.5.6.					method, as agreed
21.5.13	For Advanced Metering Assets and Traditional Metering Assets, following 21.5.12.	Issue Meter Register Readings.	ADS / SDS	DNO Electricity Supplier	D0010 Meter Readings	DIP Interface Electronic or other method, as agreed

22 Electricity MOA Appointment

- 22.1. This process covers in the Appointment of a MOA which may occur independently or at the same time as an Initial Registration or a [Switch](#). The specific end-to-end processes for each of these scenarios have been included below.
- 22.2. The Initial Registration and [Switch](#) processes are set out in the [Registration Services Schedule](#). Some (but not necessarily all) of these processes have been included in the interface tables to highlight the interactions between the Initial Registration / [Switch](#) process and the Appointment of MOAs and the provision of meter details.
- 22.3. The MOA_Appointment process shall be completed for each individual Metering Point, with the following exclusions:
- (a) where the Metering Point is a Related Metering Point, the Electricity Supplier shall only submit a MOA_Appointment for the Primary Related Metering Point (and the Supplier Meter Registration Service shall not accept any MOA_Appointments submitted in relation to a Secondary Related Metering Points). Where the Supplier Meter Registration Service accepts a MOA Appointment which applies to a Primary Related Metering Point, then the Supplier Meter Registration Service shall treat each Secondary Related Metering Point as if the MOA Appointment was also made in relation to it.
 - (b) Where the Metering Point is an Associated Export Metering Point, the Electricity Supplier shall only submit a MOA_Appointment for the Associated Import Metering Point (and the Supplier Meter Registration Service shall not accept any MOA Appointments submitted in relation to Associated Export Metering Points). Where the Supplier Meter Registration Service accepts a MOA_Appointment which applies to an Associated Import Metering Point, then the Supplier Meter Registration Service shall treat each Associated Export Metering Point as if the MOA Appointment was also made in relation to it.
- 22.4. At any point, the Appointed MOA may set the Customer Direct Contract flag. When initiating the MOA Appointment process, the Electricity Supplier should consider whether this flag has been set and raise any discrepancies with the relevant MOA(s).

Electricity MOA Appointment with Initial Registration

22.5. The process defined in Paragraph 22.6 shall be followed for all instances where an Initial Registration occurs. As there is no Objection Window for an Initial Registration, the Registration Status may become Secured Active on the same day as the submission of the Initial Registration Request.

22.6. The process below is applicable to all types of Metering Asset, unless otherwise stated.

Ref	When	Action	From	To	Information Required	Method
22.6.1	Within 60 minutes of receipt of a Notification to New Supplier of Site Information by the Gaining Supplier (MHHS IF 002) indicating that an Initial Registration Request is Pending.	Send MOA Appointment request. The Gaining Supplier shall ensure the chosen MOA is acceptable based on the Premises, Market Segment and meter type.	Gaining Supplier	SMRS	MHHS IF-031 Supplier Agent Appointment Request	DIP Interface
22.6.2	Following receipt of the notification referenced in 22.6.1 and in accordance with BSCP706.	Validate MOA Appointment request. If Appointment is accepted, proceed to 22.6.5, otherwise proceed to 22.6.3.	SMRS		Internal Process	N/A
22.6.3	Following 22.6.2 where the Appointment is not accepted.	Send notification that the proposed MOA Appointment has been rejected by the SMRS.	SMRS	Gaining Supplier	MHHS IF-032 SMRS Supplier Agent Appointment Request Response - rejection	DIP Interface
22.6.4	Within 60 minutes of receipt of the notification referenced in	Manage rejection of proposed MOA Appointment and restart	Gaining Supplier		Internal Process	N/A

	22.6.3. Electricity Suppliers are only required to issue the new Appointment request within 60 minutes for 90% of Appointment rejections, with the remaining being processed by the end of the following Working Day.	process from 22.6.1.				
22.6.5	Following 22.6.2 where the Appointment is accepted.	Send notification that the proposed MOA Appointment has been accepted by the SMRS.	SMRS	Gaining Supplier	MHHS IF-032 SMRS Supplier Agent Appointment Request Response - acceptance	DIP Interface
22.6.6	At the same time as 22.6.5.	Update MOA Appointment and issue MOA Appointment validation request.	SMRS	Gaining MOA	MHHS IF-033 SMRS Request for Supplier Agent Appointment	DIP Interface
22.6.7	Following receipt of the notification referenced in 22.6.6.	Perform validation checks to confirm Electricity Supplier contract is in place and they have the correct Qualification to be Appointed for the specific Metering Point. If Appointment is accepted, proceed to 22.6.11, otherwise proceed to 22.6.8.	Gaining MOA		Internal Process	N/A
22.6.8	Within 60 minutes of receipt of	Reject proposed MOA	Gaining MOA	SMRS	MHHS IF-034 Supplier Agent	DIP Interface

	<p>the notification referenced in 22.6.6 where Appointment is rejected.</p> <p>MOAs are only required to issue the response to the Appointment request within 60 minutes for 90% of Appointment requests, with the remaining being processed by the end of the following Working Day.</p>	Appointment and delete any metering details received within 30 days.			Appointment Request Response to SMRS - rejection	
22.6.9	Following receipt of the rejection notification referenced in 22.6.8 in accordance with BSCP706.	Issue MOA Appointment outcome	SMRS	Gaining Supplier	MHHS IF-035 SMRS Appointment Status Notification - rejection	DIP Interface
22.6.10	As soon as reasonably practicable following receipt of the notification referenced in 22.6.9.	<p>Manage rejection of proposed MOA Appointment.</p> <p>Once resolved initiate new MOA Appointment and follow the process from step 22.6.1.</p>	Electricity Gaining Supplier		Internal Process	N/A
22.6.11	<p>Within 60 minutes of receipt of the notification referenced in 22.6.6 where Appointment is accepted.</p> <p>MOA are only required to issue the response to the Appointment request within 60</p>	Accept proposed MOA appointment.	Gaining MOA	SMRS	MHHS IF-034 Supplier Agent Appointment Request Response to SMRS	DIP Interface

Commented [HT12]: Amendment identified by Code Manager during Market Scenarios and cross referencing review

	minutes for 90% of Appointment requests, with the remaining being processed by the end of the following Working Day.					
22.6.12	Following receipt of the acceptance notification referenced in 22.6.11 in accordance with BSCP706.	Issue MOA Appointment outcome	SMRS	Gaining Supplier Gaining MOA	MHHS IF-035 SMRS Appointment Status Notification - acceptance	DIP Interface
22.6.13	Following 22.6.11, within the timescales set out in BSCP706.	Determine processing treatment e.g. whether the MOA Appointment is effective on the next day or a future date. For retrospective MOA Appointments proceed to 22.6.14, otherwise proceed to 22.6.15.	SMRS		Internal Process	N/A
22.6.14	Following 22.6.13 (where the MOA Appointment is retrospective.	Publish notification of MOA Appointment and Meter Technical Details.	SMRS	Gaining Supplier Gaining MOA SDS/ADS DNO EES	MHHS-IF036 SMRS Notification of Supplier Agent Appointment & Supporting Info	DIP Interface

22.6.15	<p>For a prospective MOA Appointment:</p> <p>a) Within 60 minutes of a Switch Request cancellation being received from the CSS; or</p> <p>b) following completion of the Secured Active processing from CSS on the day before the MOA effective from date.</p>	<p>Review and re-validate MOA Appointment.</p> <p>Where the MOA Appointment is no longer valid e.g. the Initial Registration is not Secured or has been cancelled, proceed to 22.6.16, otherwise proceed to 22.6.19.</p>	SMRS		Internal Process	N/A
22.6.16	<p>Within the timescales set out in BSCP706, where the Appointment is not taking effect.</p>	<p>Issue MOA Appointment outcome notification to reflect lapsed MOA Appointment.</p>	SMRS	<p>Gaining Supplier</p> <p>Gaining MOA</p>	MHHS IF-035 SMRS Appointment Status Notification - rejection	DIP Interface
22.6.17	<p>Following receipt of the notification in 22.6.16.</p>	<p>Receive notification of lapsed Appointment and delete any metering details received within 30 days.</p>	Gaining MOA		Internal Process	N/A
22.6.18	<p>As soon as reasonably practicable following receipt of the notification referenced in 22.6.16.</p>	<p>Manage rejection of MOA Appointment.</p> <p>If required, initiate new MOA Appointment and</p>	Electricity Suppliers		Internal Process	N/A

		follow the process from step 22.6.1.				
22.6.19	Within the timescales set out in BSCP706, where the Appointment is taking effect.	Publish notification of MOA Appointment and Meter Technical Details for Metering Point and any Associated Export Metering Points or Secondary Related Metering Points.	SMRS	Gaining MOA Gaining Supplier ADS / SDS DNO EES	MHHS IF-036 SMRS Notification of Supplier Agent Appointment & Supporting Info	DIP Interface
22.6.20	Following Appointment.	Install Metering Asset(s) as required and send Meter Technical Details in accordance with Paragraph 15.	MOA		Refer to Paragraph 15	As defined in Paragraph 15
22.6.21	On appointment of Gaining MOA and between 5WD and 10WD of 22.6.14 or 22.6.19 .	Send Consumer details. The D0225 should only be sent where required in accordance with the Transfer of Consumer Data Schedule.	Gaining Supplier	Gaining MOA	D0302 Notification of Customer Details D0225 Priority Services Details	Electronic or other method, as agreed
22.6.22	Within 3WD of 22.6.14 or 22.6.19 .	Send notification of Electricity Supplier and	Gaining MOA	MAP	D0303 Notification of Meter Operator, Supplier and	Electronic or other method, as agreed

Commented [SJ13]: Post R0209 Consultation - update to cross reference the receipt of the IF036 for retrospective appointments as well as prospective

		MOA appointment.			Metering Assets installed/removed by the MOP to the MAP.	
--	--	------------------	--	--	--	--

Electricity MOA Appointment with Switch

22.7. The process defined in Paragraph 22.9 shall be followed for all instances where a Switch occurs, regardless of whether the MOA is changing in parallel with the Switch or the existing MOA is being re-appointed by the Gaining Supplier. Where a Switch occurs without a concurrent change of MOA, the following exceptions shall apply:

- (a) the Losing MOA will not be required to send Meter Technical Details to the Gaining MOA as these actors will be the same; and
- (b) the Supplier Meter Registration Service will send both the Appointment and de-appointment notifications to the MOA following receipt of the Secured Active notification. The MOA shall ensure that it can manage receipt of these notifications in any order.

22.8. Wherever possible, each [Electricity Supplier](#) shall seek to avoid installation or exchange of a new meter at a Metering Point if it has been agreed between the [Losing Supplier](#) and [Gaining Supplier](#) that the [Switch](#) that took place was erroneous.

22.9. The process below shall be followed where a Switch occurs and is applicable to all types of Metering Asset, unless otherwise stated.

Ref	When	Action	From	To	Information Required	Method
22.9.1	Within 60 minutes of receipt of a Notification to New Supplier of Site Information by the Gaining Supplier (MHHS IF 002) indicating that a Switch Request is Pending.	Send MOA Appointment request. The Gaining Supplier shall ensure the chosen MOA is acceptable based on the Premises, Market Segment and meter type.	Gaining Supplier	SMRS	MHHS IF-031 Supplier Agent Appointment Request	DIP Interface
22.9.2	Following receipt of the notification referenced in 22.9.1 and in accordance with BSCP706.	Validate MOA Appointment request. If Appointment is accepted, proceed to 22.9.5, otherwise proceed to 22.9.3.	SMRS		Internal Process	N/A
22.9.3	Following 22.9.2 where the	Send notification that the proposed	SMRS	Gaining	MHHS IF-032 SMRS	DIP

	Appointment is not accepted.	MOA Appointment has been rejected by the SMRS.		Supplier	Supplier Agent Appointment Request Response - rejection	Interface
22.9.4	<p>Within 60 minutes of receipt of the notification referenced in 22.9.3.</p> <p>Electricity Suppliers are only required to issue the new Appointment request within 60 minutes for 90% of Appointment rejections, with the remaining being processed by the end of the following Working Day.</p>	<p>Manage rejection of proposed MOA Appointment.</p> <p>Where the rejection is of a type the <u>Gaining</u> Supplier can resolve without involving other industry parties, send a corrected <u>MHHS IF-031</u> 'Supplier Agent Appointment Request'.</p> <p>If the <u>Gaining</u> Supplier needs to involve other industry parties to resolve the issue, then reasonable endeavours shall apply.</p> <p>Restart process from 22.9.1.</p>	<u>Gaining Supplier</u>		Internal Process	N/A
22.9.5	Following 22.9.2 where the Appointment is accepted.	Send notification that the proposed MOA Appointment has been accepted by the SMRS.	<u>SMRS</u>	Gaining Supplier	MHHS IF-032 SMRS Supplier Agent Appointment Request Response - acceptance	DIP Interface
22.9.6	At the same time as 22.9.5.	Update MOA Appointment and issue MOA Appointment validation request.	<u>SMRS</u>	Gaining MOA	MHHS IF-033 SMRS Request for Supplier Agent Appointment	DIP Interface
22.9.7	Following receipt of the notification referenced in 22.9.6.	Perform validation checks to confirm Electricity Supplier contract is in place and they have the correct Qualification to be Appointed for the specific	<u>Gaining MOA</u>		Internal Process	N/A

		Metering Point. If Appointment is accepted, proceed to 22.9.11, otherwise proceed to 22.9.8.				
22.9.8	<p>Within 60 minutes of receipt of the notification referenced in 22.9.6 where Appointment is rejected.</p> <p>MOA are only required to issue the response to the Appointment request within 60 minutes for 90% of Appointment requests, with the remaining being processed by the end of the following Working Day.</p>	Reject proposed MOA Appointment and delete any metering details received within 30 days.	Gaining MOA	SMRS	MHHS IF-034 Supplier Agent Appointment Request Response to SMRS - rejection	DIP Interface
22.9.9	Following receipt of the rejection notification referenced in 22.9.8 in accordance with BSCP706.	Issue MOA Appointment outcome	SMRS	Gaining Supplier MOA	MHHS IF-035 SMRS Appointment Status Notification - rejection	DIP Interface
22.9.10	As soon as reasonably practicable following receipt of the notification referenced in 22.9.9.	<p>Manage rejection of proposed MOA Appointment.</p> <p>Once resolved initiate new MOA Appointment and follow the process from step 22.9.1.</p>	Gaining Supplier		Internal Process	N/A
22.9.11	Within 60 minutes of receipt of the notification referenced in 22.9.6 where Appointment is	Accept proposed MOA appointment.	Gaining MOA	SMRS	MHHS IF-034 Supplier Agent Appointment Request Response to	DIP Interface

Commented [SJ14]: Post R0209 Consultation - update to align message recipients to the MHHS data catalogue

	accepted. MOA are only required to issue the response to the Appointment request within 60 minutes for 90% of Appointment requests, with the remaining being processed by the end of the following Working Day.				SMRS	
22.9.12	Following receipt of the acceptance notification referenced in 22.9.11 in accordance with BSCP706.	Issue MOA Appointment outcome	SMRS	Gaining Supplier Gaining MEMMOA	MHHS IF-035 SMRS Appointment Status Notification - acceptance	DIP Interface
22.9.13	In parallel with 22.9.12 for Advanced Metering Assets and Traditional Metering Assets.	Publish MOA Appointment details. This notification is provided to trigger the sending of MTDs and does not indicate that the Losing MOA is de-appointed. Where the Appointment is lapsed, the Losing MOA will not be informed. The Losing MOA should not assume they have been de-appointed until they receive an IF-037 SMRS Notification of Supplier Agent De-Appointment Market Message.	SMRS	Losing MOA	MHHS IF-035 SMRS Appointment Status Notification	DIP Interface
22.9.14	Within 120 minutes of receipt of the notification in 22.9.16 for Advanced Metering Assets and Traditional Metering Assets only.	Send Meter Technical Details for the Metering Point and any Secondary Related Metering Points and Associated Export Metering Points. Where the MTDs change before the	Losing MOA	Gaining MOA	Advanced Metering Assets D0268 Advanced Meter Technical	Electronic or other method, as agreed

Commented [HT15]: Amendment identified by Code Manager during Market Scenarios and cross referencing review

		<p>Gaining MOA effective from date, the Losing MOA shall send revised MTDs.</p> <p>For Advanced Metering Assets, the D0268 is to be sent in all circumstances, even if no Metering Asset is present on site, unless the MOA does not have sufficient information to fully populate group 01A.</p> <p>For Traditional Metering Assets, the D0150 is to be sent in all circumstances. The D0149 would not be issued where there is no Metering Asset.</p>			<p>Details</p> <p>D0383 Notification of Commissioning Information</p> <p>D0384 Notification of Commissioning Status</p> <p>or</p> <p>Traditional Metering Assets</p> <p>D0149 Notification of Mapping Details.</p> <p>D0150 Traditional Meter Technical Details</p>	
22.9.15	If required, and no earlier than 1 WD following receipt of the notification in 22.6.12, for Advanced Metering Assets and Traditional Metering Assets.	Request missing Meter Technical Details where these are required by the Gaining MOA and have not been received.	Gaining MOA	Losing MOA	D0170 Request for Metering System Related Details	Electronic or other method, as agreed
22.9.16	As soon as reasonably practicable, following receipt of the notification in 22.9.15 for Advanced Metering Assets and	Send Meter Technical Details. Where the Losing MOA is unable to issue Meter Technical Details, they	Losing MOA	Gaining MOA	Advanced Metering Assets D0268 Advanced	Electronic or other method, as agreed

	Traditional Metering Assets only.	shall report this to the Electricity Supplier. Where the missing Meter Technical Details arise as a result of a Switch, any query by the Losing MOA should be directed to the Losing Supplier. The Electricity Supplier may raise a query via the Secure Data Exchange Portal (SDEP) using Market Message PT00XX PT0078 Missing MTDs General Query (Elec).			Meter Technical Details D0383 Notification of Commissioning Information D0384 Notification of Commissioning Status or Traditional Metering Assets D0149 Notification of Mapping Details. D0150 Traditional Meter Technical Details	
22.9.17	Following 22.9.11, within the timescales set out in BSCP706.	<p>Determine processing treatment e.g. whether the MOA Appointment is effective on the next day or a future date.</p> <p>For retrospective MOA Appointments proceed to 22.9.18, otherwise proceed to 22.9.20.</p>	SMRS		Internal Process	N/A

Commented [HT16]: R0121 SDEP Market Message reference added

22.9.18	Following 22.9.17 where the MOA Appointment is retrospective.	Publish notification of MOA Appointment and Meter Technical Details.	SMRS	Gaining Supplier Gaining MOA SDS/ADS DNO EES	MHHS IF-036 SMRS Notification of Supplier Agent Appointment & Supporting Info	DIP Interface
22.9.19	In parallel with 22.9.18.	Issue de-appointment notification	SMRS	Losing MOA DNO Losing Supplier EES	MHHS IF-037 SMRS Notification of Supplier Agent De-Appointment	DIP Interface
22.9.20	For a prospective MOA Appointment: a) Within 60 minutes of a Switch Request cancellation being received from the CSS; or b) following completion of the Secured Active	Review and re-validate MOA Appointment. Where the MOA Appointment is no longer valid e.g. the Switch Request is not Secured or has been cancelled, proceed to 22.9.21, otherwise proceed to 22.9.24.	SMRS		Internal Process	N/A

	processing from CSS on the day before the MOA effective from date.					
22.9.21	Within the timescales set out in BSCP706, where the Appointment is not taking effect.	Issue MOA Appointment outcome notification to reflect lapsed MOA Appointment.	SMRS	Gaining Supplier Gaining MOA	MHHS IF-035 SMRS Appointment Status Notification – rejection	DIP Interface
22.9.22	Following receipt of the notification in 22.9.21.	Receive notification of lapsed Appointment and delete any metering details received within 30 days.	Gaining MOA		Internal Process	N/A
22.9.23	As soon as reasonably practicable following receipt of the notification referenced in 22.9.21.	Manage rejection of MOA Appointment. If required, initiate new MOA Appointment and follow the process from step 22.9.1.	Gaining Supplier		Internal Process	N/A
22.9.24	Within the timescales set out in BSCP706, where the Appointment is taking effect.	Issue MOA de-appointment notification for Metering Point and any Associated Export Metering Points or Secondary Related Metering Points.	SMRS	Losing MOA DNO Losing Supplier EES	MHHS IF-037 SMRS Notification of Supplier Agent De-Appointment	DIP Interface
22.9.25	At the same time as 22.9.24.	Publish notification of MOA Appointment and Meter Technical Details for Metering Point and any Associated Export Metering Points or Secondary Related Metering Points.	SMRS	Gaining MOA Gaining Supplier ADS / SDS	MHHS IF-036 SMRS Notification of Supplier Agent Appointment & Supporting Info	DIP Interface

Commented [HT17]: Amendment identified by Code Manager during Market Scenarios and cross referencing review

				DNO		
				EES		
22.9.26	Following receipt of the notifications in 22.9.14 / 22.9.16 and 22.9.18 / 22.9.25.	Validate Meter Technical Details, including reconciliation with data received from the Gaining Supplier. Where discrepancies are identified, the MOA shall resolve in discussion with the relevant Market Participants. This may delay the ongoing notification in 22.9.27.	Gaining MOA		Internal Process	N/A
22.9.27	Within 60 minutes of receipt of the notification in 22.9.18 or 22.9.25 for Advanced Metering Assets and Traditional Metering Assets only.	Send Meter Technical Details. For Advanced Metering Assets, the D0268 is to be sent in all circumstances, even if no Metering Asset is present on site , unless the MOA does not have sufficient information to fully populate group 01A. For Traditional Metering Assets, the D0150 is to be sent in all circumstances. The D0149 would not be issued where there is no Metering Asset.	Gaining MOA	ADS / SDS Gaining Supplier DNO	Advanced Metering Assets <ul style="list-style-type: none"> • D0268 Advanced Meter Technical Details • D0383 Notification of Commissioning Information • D0384 Notification of Commissioning Status. Or	Electronic or other method, as agreed

Commented [HT18]: Amendment identified by Code Manager during Market Scenarios and cross referencing review

Commented [SJ19]: Post R0209 Consultation - update to cross reference the receipt of the IF036 for retrospective appointments as well as prospective

					Traditional Metering Assets <ul style="list-style-type: none"> • D0149 Notification of Mapping Details. • D0150 Traditional Meter Technical Details 	
22.9.28	Following receipt of the notification in 22.9.25 and 22.9.27.	<p>Validate Meter Technical Details, including reconciliation with data received from the SMRS.</p> <p>Where discrepancies are identified, the Gaining Supplier shall resolve in discussion with the relevant Market Participants.</p>	Gaining Supplier		Internal Process	N/A
22.9.29	On appointment of Gaining MOA and between <u>5WD</u> and <u>10WD</u> of 22.9.18 or 22.9.25.	<p>Send Consumer details.</p> <p>The D0225 should only be sent where required in accordance with the Transfer of Consumer Data Schedule.</p>	Gaining Supplier	Gaining MOA	D0302 Notification of Customer Details D0225 Priority Services Details	Electronic or other method, as agreed
22.9.30	Within <u>3WD</u> of 22.9.18 or 22.9.25.	Send notification of Electricity Supplier and MOA appointment.	Gaining MOA	MAP	D0303 Notification of Meter Operator.	Electronic or other

Commented [SJ20]: Post R0209 Consultation - update to cross reference the receipt of the IF036 for retrospective appointments as well as prospective

Commented [HT21]: Amendment identified by Code Manager during Market Scenarios and cross referencing review

					Supplier and Metering Assets installed/removed by the MOP to the MAP.	method, as agreed
22.9.31	Within <u>3WD</u> of 22.9.19 or 22.9.24.	Send notification of MOA de-appointment.	Losing MOA	<u>MAP</u>	D0303 Notification of Meter Operator, Supplier and Metering Assets installed/removed by the MOP to the MAP.	Electronic or other method, as agreed

Electricity MOA Appointment with no Switch / Initial Registration

22.10. This process covers the scenario where [Metering Assets](#) are transferred from the Losing MOA to the Gaining https://emar.energycodes.co.uk/rm/resources/TX_cYDcJFS7EeuGWeSXvTEFcQ MOA as part of the change of MOA process without a concurrent Switch.

22.11. The process below shall be followed where a change of MOA occurs without a concurrent Switch and is applicable to all types of Metering Asset, unless otherwise stated.

Ref	When	Action	From	To	Information Required	Method
22.11.1	As required.	Send MOA Appointment request. The Electricity Supplier shall ensure the chosen MOA is acceptable based on the Premises, Market Segment and meter type.	Electricity Supplier	SMRS	MHHS IF-031 Supplier Agent Appointment Request	DIP Interface
22.11.2	Following receipt of the	Validate MOA Appointment	SMRS		Internal Process	N/A

	notification referenced in 22.11.1 and in accordance with BSCP706.	request. If Appointment is accepted, proceed to 22.11.5, otherwise proceed to 22.11.3.				
22.11.3	Following 22.11.2 where the Appointment is not accepted.	Send notification that the proposed MOA Appointment has been rejected by the SMRS.	<u>SMRS</u>	Electricity Supplier	MHHS IF-032 SMRS Supplier Agent Appointment Request Response rejection	DIP Interface
22.11.4	As soon as reasonably practicable following receipt of the notification referenced in 22.11.3.	Manage rejection of proposed MOA Appointment. Where the rejection is of a type the Electricity Supplier can resolve without involving other industry parties, send a corrected <u>MHHS IF-031</u> 'Supplier Agent Appointment Request'. If the Electricity Supplier needs to involve other industry parties to resolve the issue, then reasonable endeavours shall apply. Restart process from 22.11.1.	<u>Electricity Supplier</u>		Internal Process	N/A
22.11.5	Following 22.11.2 where the Appointment is accepted.	Send notification that the proposed MOA Appointment has been accepted by the SMRS.	<u>SMRS</u>	Electricity Supplier	MHHS IF-032 SMRS Supplier Agent Appointment Request Response – acceptance	DIP Interface

22.11.6	At the same time as 22.11.5.	Update MOA Appointment and issue MOA Appointment validation request.	SMRS	Gaining MOA	MHHS IF-033 SMRS Request for Supplier Agent Appointment	DIP Interface
22.11.7	Following receipt of the notification referenced in 22.11.6.	Perform validation checks to confirm Electricity Supplier contract is in place and they have the correct Qualification to be Appointed for the specific Metering Point. If Appointment is accepted, proceed to 22.11.11, otherwise proceed to 22.11.8.	Gaining MOA		Internal Process	N/A
22.11.8	Within 60 minutes of receipt of the notification referenced in 22.11.6 where Appointment is rejected. MOA are only required to issue the response to the Appointment request within 60 minutes for 90% of Appointment requests, with the remaining being processed by the end of the following Working Day.	Reject proposed MOA Appointment and delete any metering details received within 30 days.	Gaining MOA	SMRS	MHHS IF-034 Supplier Agent Appointment Request Response to SMRS - rejection	DIP Interface

22.11.9	Following receipt of the rejection notification referenced in 22.11.8 in accordance with BSCP706.	Issue MOA Appointment outcome	SMRS	Electricity Supplier MOA	MHHS IF-035 SMRS Appointment Status Notification - rejection	DIP Interface
22.11.10	As soon as reasonably practicable following receipt of the notification referenced in 22.11.9.	Manage rejection of proposed MOA Appointment. Once resolved initiate new MOA Appointment and follow the process from step 22.11.1.	Electricity Supplier		Internal Process	N/A
22.11.11	Within 60 minutes of receipt of the notification referenced in 22.11.6 where Appointment is accepted. MOA are only required to issue the response to the Appointment request within 60 minutes for 90% of Appointment requests, with the remaining being processed by the end of the following Working Day.	Accept proposed MOA appointment.	Gaining MOA	SMRS	MHHS IF-034 Supplier Agent Appointment Request Response to SMRS	DIP Interface
22.11.12	Following receipt of the acceptance notification referenced in 22.11.11 in accordance with	Issue MOA Appointment outcome	SMRS	Electricity Supplier Gaining	MHHS IF-035 SMRS Appointment Status Notification - acceptance	DIP Interface

Commented [SJ22]: Post R0209 Consultation - update to align message recipients to the MHHS data catalogue

	BSCP706.			MOA		
22.11.13	In parallel with 22.11.12 for Advanced Metering Assets and Traditional Metering Assets.	Publish MOA Appointment details.	<u>SMRS</u>	<u>Losing</u> MOA	<u>MHHS IF-035</u> SMRS Appointment Status Notification	DIP Interface
22.11.14	Within 120 minutes of receipt of the notification in 22.11.13 for Advanced Metering Assets and Traditional Metering Assets only.	<p>Send Meter Technical Details for the Metering Point and any Secondary Related Metering Points and Associated Export Metering Points. Where the MTDs change before the Gaining MOA effective from date, the Losing MOA shall send revised MTDs.</p> <p>For Advanced Metering Assets, the <u>D0268</u> is to be sent in all circumstances, even if no Metering Asset is present on <u>site</u>, unless the <u>MOA</u> does not have sufficient information to fully populate group 01A.</p> <p>For Traditional Metering Assets, the D0150 is to be sent in all circumstances. The D0149 would not be issued where there is no Metering Asset.</p>	Losing MOA	<u>Gaining</u> MOA	<p><u>Advanced Metering Assets</u></p> <p><u>D0268 Advanced Meter Technical Details</u></p> <p><u>D0383 Notification of Commissioning Information</u></p> <p><u>D0384 Notification of Commissioning Status</u></p> <p><u>or</u></p> <p><u>Traditional Metering Assets</u></p> <p><u>D0149 Notification of Mapping Details.</u></p> <p><u>D0150 Traditional Meter Technical Details</u></p>	Electronic or other method, as agreed

22.11.15	If required and no earlier than 1 WD following receipt of the notification in 22.11.12, for Advanced Metering Assets and Traditional Metering Assets.	Request missing Meter Technical Details where these are required by the Gaining MOA and have not been received.	Gaining MOA	Losing MOA	D0170 Request for Metering System Related Details	Electronic or other method, as agreed
22.11.16	As soon as reasonably practicable, following receipt of the notification in 22.11.15 for Advanced Metering Assets and Traditional Metering Assets only.	Send Meter Technical Details. Where the Losing MOA is unable to issue Meter Technical Details, they shall report this to the Electricity Supplier. Where the missing Meter Technical Details arise as a result of a Switch, any query by the Losing MOA should be directed to the Losing Supplier	Losing MOA	Gaining MOA	Advanced Metering Assets D0268 Advanced Meter Technical Details D0383 Notification of Commissioning Information D0384 Notification of Commissioning Status or Traditional Metering Assets D0149 Notification of Mapping Details. D0150 Traditional Meter Technical Details	Electronic or other method, as agreed
22.11.17	Following 22.11.11, within the timescales set	Determine processing treatment e.g. whether the	SMRS		Internal Process	N/A

	out in BSCP706.	MOA Appointment is effective on the next day or a future date. For retrospective MOA Appointments proceed to 22.11.18, otherwise proceed to 22.11.20.				
22.11.18	Following 22.11.17 where the MOA Appointment is retrospective.	Publish notification of MOA Appointment and Meter Technical Details.	SMRS	Electricity Supplier Gaining MOA SDS/ADS DNO EES	MHHS IF-036 SMRS Notification of Supplier Agent Appointment & Supporting Info	DIP Interface
22.11.19	In parallel with 22.11.18.	Issue de-appointment notification	SMRS	Losing MOA DNO Electricity Supplier EES	MHHS IF-037 SMRS Notification of Supplier Agent De-Appointment	DIP Interface
22.11.20	For a prospective MOA	Review and re-validate MOA	SMRS		Internal Process	N/A

	Appointment, following completion of the Secured Active processing from CSS on the day before the MOA effective from date.	Appointment. Where the MOA Appointment is no longer valid, proceed to 22.11.21, otherwise proceed to 22.11.24.				
22.11.21	Within the timescales set out in BSCP706, where the Appointment is not taking effect.	Issue MOA Appointment outcome notification to reflect lapsed MOA Appointment.	SMRS	Electricity Supplier Gaining MOA	MHHS IF-035 SMRS Appointment Status Notification - rejection	DIP Interface
22.11.22	Following receipt of the notification in 22.11.21.	Receive notification of lapsed Appointment and delete any metering details received within 30 days.	Gaining MOA		Internal Process	N/A
22.11.23	As soon as reasonably practicable following receipt of the notification referenced in 22.11.21.	Manage rejection of MOA Appointment. If required, initiate new MOA Appointment and follow the process from step 22.11.1.	Electricity Supplier		Internal Process	N/A
22.11.24	Within the timescales set out in BSCP706, where the Appointment is taking effect.	Issue MOA de-appointment notification for Metering Point and any Associated Export Metering Points or Secondary Related Metering Points.	SMRS	Losing MOA DNO Electricity Supplier EES	MHHS IF-037 SMRS Notification of Supplier Agent De-Appointment	DIP Interface
22.11.25	At the same time as	Publish notification of MOA	SMRS	Gaining	MHHS IF-036 SMRS	DIP Interface

	22.11.24.	Appointment and Meter Technical <u>Details</u> for Metering Point and any Associated Export Metering Points or Secondary Related Metering Points.		MOA Electricity Supplier ADS / SDS DNO EES	Notification of Supplier Agent Appointment & Supporting Info	
22.11.26	Following receipt of the notifications in 22.11.14 / 22.11.16 and 22.11.18 / 22.11.25.	Validate Meter Technical Details, including reconciliation with data received from the Electricity Supplier. Where discrepancies are identified, the MOA shall resolve in discussion with the relevant Market Participants. This may delay the ongoing notification in 22.11.27.	Gaining MOA		Internal Process	N/A
22.11.27	Within 60 minutes of receipt of the notification in 22.11.18 or 22.11.25 for Advanced Metering Assets and Traditional Metering Assets only.	Send Meter Technical Details. For Advanced Metering Assets, the D0268 is to be sent in all circumstances, even if no Metering Asset is present on site , unless the MOA does not have	Gaining MOA	ADS / SDS Electricity Supplier DNO	Advanced Metering Assets <ul style="list-style-type: none"> • D0268 Advanced Meter Technical Details • D0383 Notification of Commissioning Information • D0384 Notification of 	Electronic or other method, as agreed

Commented [HT23]: Amendment identified by Code Manager during Market Scenarios and cross referencing review

Commented [SJ24]: Post R0209 Consultation - update to cross reference the receipt of the IF036 for retrospective appointments as well as prospective

		<p>sufficient information to fully populate group 01A.</p> <p>For Traditional Metering Assets, the D0150 is to be sent in all circumstances. The D0149 would not be issued where there is no Metering Asset.</p>			<p>Commissioning Status.</p> <p>or</p> <p>Traditional Metering Assets</p> <ul style="list-style-type: none"> • D0149 Notification of Mapping Details. • D0150 Traditional Meter Technical Details • 	
22.11.28	Following receipt of the notification in 22.11.25 and 22.11.27.	<p>Validate Meter Technical Details, including reconciliation with data received from the SMRS.</p> <p>Where discrepancies are identified, the Electricity Supplier shall resolve in discussion with the relevant Market Participants.</p>	Electricity Supplier		Internal Process	N/A
22.11.29	On appointment of Gaining MOA and between 5WD and 10WD of 22.11.18 or 22.11.25.	<p>Send Consumer details.</p> <p>The D0225 should only be sent where required in accordance with the Transfer of Consumer Data Schedule.</p>	Electricity Supplier	Gaining MOA	<p>D0302 Notification of Customer Details</p> <p>D0225 Priority Services Details</p>	Electronic or other method, as agreed

Commented [SJ25]: Post R0209 Consultation - update to cross reference the receipt of the IF036 for retrospective appointments as well as prospective

22.11.30	Within 3WD of 22.11.18 or 22.11.25.	Send notification of <u>Electricity Supplier</u> and MOA appointment.	Gaining MOA	MAP	D0303 Notification of Meter Operator, Supplier and Metering Assets installed/removed by the MOP to the MAP.	Electronic or other method, as agreed
22.11.31	Within 3WD of 22.11.19 or 22.11.24.	Send notification of MOA de-appointment.	Losing MOA	MAP	D0303 Notification of Meter Operator, Supplier and Metering Assets installed/removed by the MOP to the MAP..	Electronic or other method, as agreed

23 Maintenance of MOA Appointment Data

23.1. At any point following the initial MOA Appointment, the Registered Supplier may initiate an Appointment update, following the process set out below. Steps are applicable to all types of Metering Asset, unless otherwise stated.

Ref	When	Action	From	To	Information Required	Method
23.1.1	At any point during MOA Appointment	Send MOA Appointment update.	Electricity Supplier	SMRS	MHHS IF-031 Supplier Agent Appointment Request	DIP Interface
23.1.2	Following receipt of the notification referenced in 23.1.1, in accordance with BSCP706.	Validate MOA appointment update request. If data is accepted, proceed to 23.1.5, otherwise proceed to 23.1.3.	SMRS		Internal Process	N/A
23.1.3	Following 23.1.2 where the data is not	Send notification that the	SMRS	Electricity	MHHS IF-032 SMRS	DIP

	accepted.	proposed MOA Appointment update has been rejected by the SMRS.		Supplier	Supplier Agent Appointment Request Response - rejection	Interface
23.1.4	As soon as reasonably practicable following receipt of the notification referenced in 23.1.3.	Manage rejection of proposed MOA Appointment update.	Electricity Supplier		Internal Process	N/A
23.1.5	Following 23.1.2 where the data is accepted.	Send notification that the proposed MOA Appointment update has been accepted by the SMRS.	SMRS	Electricity Supplier	MHHS IF-032 SMRS Supplier Agent Appointment Request Response - acceptance	DIP Interface
23.1.6	At the same time as 23.1.5.	Update MOA Appointment and issue MOA Appointment update validation request.	SMRS	MOA	MHHS IF-033 SMRS Request for Supplier Agent Appointment	DIP Interface
23.1.7	Following receipt of the notification referenced in 23.1.6.	Perform validation checks. If update is accepted, proceed to 23.1.11, otherwise proceed to 23.1.8.	MOA		Internal Process	N/A
23.1.8	Within 60 minutes of receipt of the notification referenced in 23.1.6 where Appointment update is rejected. MOA are only required to issue the response to the Appointment request within 60 minutes for 90% of Appointment requests, with the remaining being processed by the end of the following Working Day.	Reject proposed MOA Appointment update.	MOA	SMRS	MHHS – IF-034 Supplier Agent Appointment Request Response to SMRS - rejection	DIP Interface
23.1.9	Following receipt of the notification	Issue MOA Appointment	SMRS	Electricity	MHHS IF-035 SMRS	DIP

	referenced in 23.1.8e where Appointment update is rejected.	update outcome		Supplier MOA	Appointment Status Notification - rejection	Interface
23.1.10	As soon as reasonably practicable following receipt of the notification referenced in 23.1.9.	Manage rejection of proposed MOA Appointment update.	Electricity Supplier		Internal Process	N/A
23.1.11	Within 60 minutes of receipt of the notification referenced in 23.1.6 where Appointment update is accepted. MOA are only required to issue the response to the Appointment request within 60 minutes for 90% of Appointment requests, with the remaining being processed by the end of the following Working Day.	Accept proposed MOA Appointment update.	MOA	SMRS	MHHS IF-034 Supplier Agent Appointment Request Response to SMRS	DIP Interface
23.1.12	Following receipt of the notification in 23.1.11.	Publish notification of MOA Appointment update for all Related Metering Points and Associated Export Metering Points.	SMRS	Electricity Supplier MOA	MHHS IF-035 SMRS Appointment Status Notification - acceptance	DIP Interface

Commented [HT26]: Amendment identified by Code Manager during Market Scenarios and cross referencing review

Commented [SJ27]: Post R0209 Consultation - update to align message recipients to the MHHS data catalogue

Customer Direct Contract Flag for Electricity

23.2. Where a MOA enters into a contract directly with the Consumer, they shall notify the Supplier Meter Registration Service. A MOA does not need to be Appointed to the Metering Point in order to notify the Supplier Meter Registration Service that they have a Customer Direct Contract.

However, once a MOA has been recorded within the Supplier Meter Registration Service as having a Customer Direct Contract, this data cannot be overwritten by a different MOA.

- 23.3. Where changes to contractual arrangements with the Consumer arise, the MOA shall cancel or change the end date of the Customer Direct Contract data. Where the end date associated with a Customer Direct Contract notification is met, data will automatically be removed from the EES.
- 23.4. A MOA shall set or amend Customer Direct Contract data in accordance with the process set out below. Steps are applicable to all types of Metering Asset, unless otherwise stated.

Ref	When	Action	From	To	Information Required	Method
23.4.1	Where a MOA agrees a contract directly with the Consumer or amends the end date associated with an existing contract. Note - the MOA should not attempt to notify their Customer Direct Contract until the effective from date.	Set or amend the Customer Direct Contract data.	MOA	SMRS	MHHS IF-038 Customer Direct Contract Advisory	DIP Interface
23.4.2	Following receipt of the notification in 23.4.1, in accordance with BSCP706.	Validate the Customer Direct Contract data If data is accepted, proceed to 23.4.5, otherwise proceed to 23.4.3.	SMRS		Internal Process	N/A
23.4.3	Following 23.4.2, where the data is rejected.	Reject proposed Consumer Direct Contract update	SMRS	MOA	MHHS IF-039 Customer Direct Contract Advisory Response - rejection	DIP Interface
23.4.4	As soon as reasonably practicable following receipt of the notification	Manage rejection of proposed Consumer Direct Contract update including liaison	MOA		Internal Process	N/A

	referenced in 23.4.3.	with the Consumer and other Market Participants where necessary.				
23.4.5	Following 23.4.2, where the data is accepted.	Publish the Customer Direct Contract data.	SMRS	MOA Electricity Supplier EES	MHHS IF-039 Customer Direct Contract Advisory Response - acceptance	DIP Interface
23.4.6	Following receipt of the notification in 23.4.5.	Maintain records to show that the Customer Direct Contract has been flagged.	MOA		Internal Process	N/A

MOA Auto Appointment / De-Appointment

23.5. The Supplier Meter Registration Service monitors MOA Appointments. In accordance with BSCP706, where a new Related Metering Point or Import / Export association becomes effective and the MOA for each Metering Point in the association is not aligned, the Supplier Meter Registration Service will automatically de-appoint the MOA for the Secondary Related Metering Point or Associated Export Metering Point, as applicable. The Supplier Meter Registration Service will also automatically Appoint a MOA to Secondary Related Metering Points or Associated Export Metering Points to align with the Appointed MOA for the Primary Related Metering Point or Associated Import Metering Point in accordance with the process set out below. Steps are applicable to all types of Metering Asset, unless otherwise stated.

Ref	When	Action	From	To	Information Required	Method
23.5.1	Where the Supplier Meter Registration Service identifies a mismatch between the MOA Appointed to a Secondary Related Metering Point / Associated Export Metering Point and the MOA	Issue a de-appointment notification to the MOA Appointed to the Secondary Related Metering Point / Associated Export Metering Point	SMRS	Losing MOA Electricity Supplier	MHHS IF-037 SMRS Notification of Supplier Agent De-Appointment	DIP Interface

	Appointed to a Primary Related Metering Point / Associated Import Metering Point.			DNO EES		
23.5.2	At the same time as 23.5.1	Issue an Appointment notification in relation to the Secondary Related Metering Point / Associated Export Metering Point for the MOA Appointed to the Primary Related Metering Point / Associated Import Metering Point.	SMRS	Gaining MOA Electricity Supplier SDS/ADS DNO EES	MHHS IF-036 SMRS Notification of Supplier Agent Appointment & Supporting Info	DIP Interface
23.5.3	Within 120 minutes of receipt of the notification in 23.5.1 for Advanced Metering Assets and Traditional Metering Assets only.	Send Meter Technical Details for the Metering Point. For Advanced Metering Assets, the D0268 is to be sent in all circumstances, even if no Metering Asset is present on site , unless the MOA does not have sufficient information to fully populate group 01A. For Traditional Metering Assets, the D0150 is to be sent in all circumstances.	Losing MOA	Gaining MOA	Advanced Metering Assets D0268 Advanced Meter Technical Details D0383 Notification of Commissioning Information D0384 Notification of Commissioning Status or Traditional Metering Assets	Electronic or other method, as agreed

		The D0149 would not be issued where there is no Metering Asset.			D0149 Notification of Mapping Details. D0150 Traditional Meter Technical Details	
23.5.4	If required and no earlier than 1 WD following receipt of the notification in 23.5.2, for Advanced Metering Assets and Traditional Metering Assets.	Request missing Meter Technical Details where these are required by the Gaining MOA and have not been received.	Gaining MOA	Losing MOA	D0170 Request for Metering System Related Details	Electronic or other method, as agreed
23.5.5	As soon as reasonably practicable, following receipt of the notification in 23.5.4 for Advanced Metering Assets and Traditional Metering Assets only.	Send Meter Technical Details. Where the Losing MOA is unable to issue Meter Technical Details, they shall report this to the Electricity Supplier.	Losing MOA	Gaining MOA	Advanced Metering Assets D0268 Advanced Meter Technical Details D0383 Notification of Commissioning Information D0384 Notification of Commissioning Status or Traditional Metering Assets D0149 Notification of	Electronic or other method, as agreed

					Mapping Details. D0150 Traditional Meter Technical Details	
23.5.6	Following receipt of the notifications in 23.5.2 and 23.5.3 / 23.5.5.	<p>Validate Meter Technical Details, including reconciliation with data received from the Electricity Supplier.</p> <p>Where discrepancies are identified, the MOA shall resolve in discussion with the relevant Market Participants. This may delay the ongoing notification in 23.5.7.</p>	Gaining MOA		Internal Process	N/A
23.5.7	Within 60 minutes of receipt of the notification in 23.5.2 for Advanced Metering Assets and Traditional Metering Assets only.	<p>Send Meter Technical Details.</p> <p>For Advanced Metering Assets, the D0268 is to be sent in all circumstances, even if no Metering Asset is present on site, unless the MOA does not have sufficient information to fully populate group 01A.</p>	Gaining MOA	ADS / SDS Electricity Supplier DNO	Advanced Metering Assets <ul style="list-style-type: none"> • D0268 Advanced Meter Technical Details • D0383 Notification of Commissioning Information (Electricity Supplier and DNO only) • D0384 Notification of Commissioning 	Electronic or other method, as agreed

		For Traditional Metering Assets, the D0150 is to be sent in all circumstances. The D0149 would not be issued where there is no Metering Asset.			Status (Electricity Supplier and DNO only). or Traditional Metering Assets <ul style="list-style-type: none"> • D0149 Notification of Mapping Details. • D0150 Traditional Meter Technical Details 	
23.5.8	Following receipt of the notification in 23.5.2 and 23.5.7.	Validate Meter Technical Details, including reconciliation with data received from the SMRS. Where discrepancies are identified, the Electricity Supplier shall resolve in discussion with the relevant Market Participants.	Electricity Supplier		Internal Process	N/A
23.5.9	On appointment of Gaining MOA and between <u>5WD</u> and <u>10WD</u> of 23.5.2.	Send Consumer details. The <u>D0225</u> should only be sent where required in accordance with the Transfer	<u>Electricity Supplier</u>	Gaining MOA	D0302 Notification of Customer Details D0225 Priority Services Details	Electronic or other method, as agreed

		of Consumer Data Schedule.				
23.5.10	Within <u>3WD</u> of 23.5.2.	Send notification of <u>Electricity Supplier</u> and MOA appointment.	Gaining MOA	<u>MAP</u>	D0303 Notification of Meter Operator, Supplier and Metering Assets installed/removed by the MOP to the MAP.	Electronic or other method, as agreed
23.5.11	Within <u>3WD</u> of 23.5.1.	Send notification of MOA de-appointment.	Losing MOA	<u>MAP</u>	D0303 Notification of Meter Operator, Supplier and Metering Assets installed/removed by the MOP to the MAP.	Electronic or other method, as agreed

Site Technical Details

23.6. At any point during the MOA's Appointment, the MOA may request updated Site Technical Details in accordance with the process set out below. Steps are applicable to all types of Metering Asset, unless otherwise stated.

Ref	When	Action	From	To	Information Required	Method
23.6.1	At any time after the effective date of the MOA's Appointment (and only for Metering Points first registered after 6 November 2008), where Measurement Transformer Ratios and Class details have not been received or need to be confirmed.	Request Site Technical Details	MOA	DNO	D0170 Request for Metering System Related Details.	Electronic or other method, as agreed
23.6.2	Within 5WDs of receipt of the request in 23.6.1.	Respond to	DNO	MOA	D0215 Provision of Site	Electronic or

		request for Site Technical Details			Technical Details or D0382 Rejection Response for Request to Distribution Network Operator for Site Technical Details.	other method, as agreed
--	--	------------------------------------	--	--	---	-------------------------

24 Change of Advanced / Smart Data Service Agent (Electricity)

24.1. The process for change of Advanced / Smart Data Service Agent is set out within the BSC. Where a change of Advanced / Smart Data Service Agent occurs, the Appointed MOA will receive details of the new Advanced / Smart Data Service Agent from the Supplier Meter Registration Service and will provide Meter Technical Details to the new Advanced / Smart Data Service Agent in accordance with the process below. Steps are applicable to all types of Metering Asset, unless otherwise stated.

Ref	When	Action	From	To	Information Required	Method
24.1.1	Where Advanced / Smart Data Service Agent Appointment is accepted in accordance with BSCP706.	Issue notification of proposed Advanced / Smart Data Service Agent Appointment.	SMRS	MOA	MHHS-IF035 SMRS Appointment Status Notification	DIP Interface
24.1.2	Within 60 minutes of receipt of the notification in 24.1, for Traditional Metering Assets and Advanced Metering Assets only.	Send Meter Technical Details. For Advanced Metering Assets, the D0268 is to be sent in all circumstances, even if no Metering Asset is present on site , unless the MOA does not have sufficient information to fully populate group 01A. For Traditional Metering Assets, the	MOA	ADS/ SDS	Advanced Metering Assets <ul style="list-style-type: none"> D0268 Half Hourly Meter Technical Details or Traditional Metering Assets	Electronic or other method, as agreed

		D0150 is to be sent in all circumstances. The D0149 would not be issued where there is no Metering Asset.			<ul style="list-style-type: none"> • D0149 Notification of Mapping Details. • D0150 Traditional Meter Technical Details 	
24.1.3	Where Advanced / Smart Data Service Agent Appointment is confirmed in accordance with BSCP706.	Issue notification of confirmed Advanced / Smart Data Service Agent Appointment.	SMRS	MOA	MHHS IF-036 SMRS Notification of Supplier Agent Appointment & Supporting Info	DIP Interface

25 Change of Meter Asset Provider

25.1. The process below shall be followed where a change of Meter Asset Provider occurs, and is applicable to all types of Metering Asset, unless otherwise stated.

Ref	When	Action	From	To	Information Required	Method
25.1.1	On receipt of a D0304 from a Meter Asset Provider . As soon as possible and in any event within 5WD of the effective date of the change.	Provide notification of change of MAP .	MOA	SMRS	MHHS – IF-005 MTD Updates to SMRS	DIP Interface
25.1.2	Following receipt of the notification in 25.1.1, in accordance with BSCP706.	Perform validation checks. If MAP update is accepted, proceed to 25.1.5, otherwise proceed to 25.1.3.	SMRS		Internal Process	N/A

25.1.3	Following 25.1.2, where the MAP update is not accepted.	Send notification of invalid MAP data.	SMRS	MOA Electricity Supplier	MHHS IF-006 SMRS Notification of MTD Updates - rejection	DIP Interface
25.1.4	Within 5WDs of 25.1.3.	Manage rejection of MAP update. Where the rejection is of a type the MOA can resolve without involving other industry parties, send a corrected MHHS IF-005 'MTD Updates to SMRS'. If the MOA needs to involve other industry parties to resolve the issue, then reasonable endeavours shall apply. Restart the process at 25.1.1.	MOA		Internal Process	N/A
25.1.5	Following 25.1.2, where the MAP update is accepted.	Update database.	SMRS		Internal Process.	N/A
25.1.6	Immediately following 25.1.5.	Send notification of MAP data acceptance.	SMRS	MOA Electricity Supplier DNO SDS / ADS EES	MHHS IF-006 SMRS Notification of MTD Updates - acceptance	DIP Interface
25.1.7	At the same time as 25.1.6.	Provide notification of the revised MAP, in accordance with the RMP Lifecycle Schedule.	ERDS	CSS	As set out in the RMP Lifecycle Schedule	As defined in the RMP Lifecycle Schedule

Commented [SJ28]: Post R0209 Consultation - update to align message recipients to the MHHS data catalogue

26 Change of Market Segment (Electricity)

- 26.1. As specified in the Metering Accreditation Schedule, MOAs can be Qualified as Advanced MOAs, Smart MOAs or both. The Electricity Supplier shall ensure they Appoint a MOA with the relevant Qualification.
- 26.2. Where an Electricity Supplier determines that a Metering Asset exchange or change of Connection Type is required which will result in a change of Market Segment then any new MOA must be Appointed in advance, with the effective from date for the new MOA set to reflect the date for the Metering Asset exchange and / or change of Connection Type. The Electricity Supplier should populate the 'Service Provider Appointment Scenario' Data Item to indicate that the Appointment is being requested as part of a change of Market Segment process to allow Appointment of a MOA Qualified under a Market Segment that does not match the existing Metering Asset and / or Connection Type.
- 26.3. The MOA Appointment will be held in a queue by the Supplier Meter Registration Service until the required Metering Asset exchange and / or change of Connection Type Market Message is received. The MOA shall issue Market Messages to notify completion of the Metering Asset exchange in accordance with Paragraph 20. On receipt of the Metering Asset exchange and / or change of Connection Type, the Supplier Meter Registration Service will carry out an assessment of the Market Segment and amend the Market Segment in accordance with BSCP706.
- 26.4. Where the proposed MOA is Qualified for the new Market Segment, then the Supplier Meter Registration Service will accept the Appointment and apply it retrospectively to the original effective from date. Where the expected Metering Asset exchange and / or change of Connection Type Market Message is not received, the Supplier Meter Registration Service will lapse the MOA Appointment request in accordance with BSCP706.
- 26.5. Where a Metering Asset is exchanged or a change of Connection Type is carried out, without a concurrent change of MOA, and this results in an invalid MOA Appointment (i.e. the Appointed MOA is not Qualified for the new Market Segment) then the Supplier Meter Registration Service shall automatically de-appoint the MOA in accordance with BSCP706 and notify the Electricity Supplier. In this scenario, the Electricity Supplier shall ensure that a new MOA is Appointed as soon as reasonably practicable.
- 26.6. Where the Supplier Meter Registration Service identifies a mismatch between the Meter Type and the Connection Type resulting in an invalid Market Segment, then the Supplier Meter Registration Service will notify the Electricity Supplier and the MOA in accordance with BSCP706. In this scenario, the Electricity Supplier and MOA shall agree the approach to resolving the issue.

27 Proving Tests (Electricity)

- 27.1. MOAs shall (or shall arrange for an EMO to) carry out a Proving Test / re-test for Advanced Metering Assets in accordance with and in the circumstances described in this Paragraph 27.
- 27.2. A Proving Test is required where any, or all of the following key fields are changed whilst a Metering Asset is energised. A Proving Test shall be initiated as soon as that Metering Asset becomes energised and completed in the timescales set out Paragraph 27.14.
- (a) outstation Id;
 - (b) Meter Id (serial number);
 - (c) outstation number of channels;
 - (d) Measurement Quantity Id;
 - (e) Meter multiplier;
 - (f) pulse multiplier;
 - (g) CT and / or VT Ratios; and
 - (h) access to Metering Asset at password level 3. Where access to the Metering Asset at password level 3 has only changed the schedule for automated data transfer, a Proving Test will not be required.
- 27.3. A [Proving Test](#) is required where:
- (a) the Metering Asset is for a Complex Site; or
 - (b) the Metering Asset has a separate outstation; or
 - (c) the Metering Asset has an integral outstation which can have a pulse multiple other than 1, as identified in the compliance and protocol approval list.
- 27.4. A Proving Test shall be carried out on both main and check Metering Assets and shall be carried out in any of the following circumstances:
- (a) as a result of new connection or transfers from CMRS to SMRS in accordance with BSCP68;
 - (b) following a change of Advanced Data Service Agent Appointment but only in the event that the Meter Technical Details were manually intervened. Note that manually intervened (with regard to [Proving Tests](#)) means that [Meter Technical Details](#) have been entered, re-entered or changed in a software system manually i.e. the data has not been automatically entered into systems via receipt of a [Market Message](#).
 - (c) following a change of MOA Appointment, but only in the event that the Meter Technical Details were manually intervened;
 - (d) following a concurrent Switch and change of ADS but only in the event that the Meter Technical Details were manually intervened;

- (e) when a Metering Asset is reconfigured / replaced;
- (f) when there is a key field change;
- (g) where there has been a key field change (whilst a site has been de-energised and the Metering Asset becomes energised);
- (h) whenever a shared Metering Asset arrangement is carried out in accordance with BSCP550;
- (i) where a feeder is energised for the first time; or
- (j) where a Complex Site is created, modified or removed, or where one of the above changes impacts on a Metering Asset which is part of a Complex Site.

27.5. The https://emar.energycodes.co.uk/rm/resources/TX_cYDcJFS7EeuGWeSXvTEFcQMOA shall decide from methods 1 to 4 which method of Proving Test is appropriate in conjunction with the Advanced Data Service Agent. A Complex Site shall always be proved using the Complex Site Validation Test.

27.6. Complex Sites shall be proven in the same way as non Complex Sites except the MOA shall use the aggregated data provided by the Metering Asset for comparison. If the standard Proving Test fails, the https://emar.energycodes.co.uk/rm/resources/TX_cYDcJFS7EeuGWeSXvTEFcQMOA and Advanced Data Service Agent shall consider whether the site shall be classified as a Complex Site.

Proving Test Method 1

27.7. Where a Proving Test is initiated using method 1, the process below shall be followed:

Ref	When	Action	From	To	Interface	Means
27.7.1	When instructed by the Electricity Supplier ,	Install or reconfigure Metering Asset and commission in accordance with BSC Metering Code of Practice 4 ; record Meter Technical Details and note the HH Metered Data to cover a specific Settlement Period while on site.	MOA (or its EMO)		Internal Process	
27.7.2	Following installation / reconfiguration, commissioning and once HH Metered Data retrieved; or if previous Proving Test attempt failed.	If appropriate send request for Proving Test (indicating which Settlement Periods to be collected) or alternatively request re-test following failure of immediately preceding Proving Test and provide Meter Technical Details .	MOA	ADS	D0005 Instruction on Action. D0268 Advanced Meter Technical Details.	Electronic or other method, as agreed.
27.7.3	Following 27.7.2.	Read meter for the same Settlement Period as requested by the MOA using either a hand-held Unit or via remote interrogation as appropriate (ensuring that data collected for the Settlement Period does not contain a zero value).	ADS		Internal Process As a minimum the ADS shall collect the data required by the MOA , but may also collect and send more data than requested.	
27.7.4	Following 27.7.3.	Send raw HH Metered Data or notification that Metered Data cannot be collected for the Settlement Periods requested. The ADS shall use all reasonable endeavours to collect the data for the Settlement Period	ADS	MOA	D0001 Request Metering System Investigation. D0003 Half Hourly Advances.	Electronic or other method, as agreed.

		requested. If unable to collect metering data for Settlement Period requested, send alternative Settlement Period HH Metered Data.				
27.7.5	Following 27.7.4.	If data received from ADS, proceed to 27.11 to undertake a comparison and issue the results. If data not received from ADS, proceed to 29.7.2 to undertake a re-test or use an alternative Proving Test method.	MOA		Internal Process	

Proving Test Method 2

27.8. Where a Proving Test is initiated using method 2, the process below shall be followed:

Ref	When	Action	From	To	Interface	Means
27.8.1	When instructed by the Electricity Supplier .	Install or reconfigure Metering Asset and commission in accordance with BSC Metering Code of Practice 4 ; and record Meter Technical Details while on site.	MOA (or its EMO)		Internal Process	
27.8.2	Following installation / reconfiguration, commissioning and once HH Metered Data retrieved; or if previous Proving Test attempt failed.	Agree date and time for Proving Test with ADS, or alternatively request re-test following failure of immediately preceding Proving Test and provide Meter Technical Details	MOA	ADS	D0005 Instruction on Action. D0268 Advanced Meter Technical Details.	Electronic or other method, as agreed.
27.8.3	Following 27.8.2.	Visit site a second time and note HH Metered Data to cover a specific Settlement Period.	MOA (or its EMO)		Internal Process	

27.8.4	Following 27.8.3.	<p>Read meter for the same Settlement Period as agreed with the MOA using either a hand-held unit or via remote interrogation as appropriate (ensuring that data for the Settlement Period collected does not contain a zero value).</p> <p>The ADS shall use all reasonable endeavours to collect the data for the Settlement Period requested.</p> <p>If unable to collect metering data for Settlement Period requested, send alternative Settlement Period Metered Data.</p>	ADS		<p>Internal Process</p> <p>As a minimum the ADS shall collect the data required by the MOA, but may also collect and send more data than requested.</p>	
27.8.5	Following 27.8.4.	<p>Send raw HH Metered Data or notification that Metered Data cannot be collected for the Settlement Periods requested.</p> <p>If unable to collect HH Metered Data for Settlement Period requested, send alternative HH Metered Data.</p>	ADS	MOA	<p>D0001 Request Metering System Investigation.</p> <p>D0003 Half Hourly Advances.</p>	Electronic or other method, as agreed.
27.8.6	Following 27.8.5.	<p>If data received from ADS, proceed to 27.11 to undertake a comparison and issue the results.</p> <p>If data not received from ADS, proceed to 27.8.2 to undertake a re-test or use an alternative Proving Test method.</p>	MOA		Internal Process	

Commented [HT29]: Update to reflect R0192 housekeeping update

Proving Test Method 3

27.9. Where a Proving Test is initiated using method 3, the process below shall be followed:

Ref	When	Action	From	To	Interface	Means
27.9.1	When instructed by the Electricity Supplier .	<p>Install or reconfigure Metering Asset and commission in accordance with BSC Metering Code of Practice 4¹⁰⁸; The commissioning may be carried out when the HH Metering System is installed but may be deferred if load is not available at that time.</p> <p>Retrieve HH Metered Data for a specific Settlement Period and record Meter Technical Details while on site.</p> <p>From the office, use own data retrieval system to read remotely for the same Settlement Period as collected during site visit.</p> <p>Compare MOA HH Metered Data from data retrieval system against that collected during site visit.</p> <p>If this data is correct then the MOA's data retrieval system has been successfully proved.</p> <p>If this data is correct then the MOA's data</p>	MOA (or its EMO)		Internal Process	

		retrieval system has been successfully proved. If problems identified with readings taken from data retrieval system, investigate and rectify the problem then re-do the steps above.				
27.9.2	Following installation, commissioning and once HH Metered Data retrieved.	Send request for Proving Test , or alternatively request a re-test following failure of immediately preceding Proving Test and provide Meter Technical Details . The MOA does not specify the Settlement Periods to be collected by the ADS .	MOA	ADS	D0005 Instruction on Action. D0268 Advanced Meter Technical Details .	Electronic or other method, as agreed.
27.9.3	Following 27.9.2.	Read meter for Settlement Period of own choosing using either a hand-held unit or via remote interrogation as appropriate (ensuring that data for the Settlement Period collected does not contain a zero value).	ADS		Internal Process	N/A
27.9.4	Following 27.9.3.	Send raw HH Metered Data or notification that Metered Data cannot be collected.	ADS	MOA	D0001 Request Metering System Investigation. D0003 Half Hourly Advances.	Electronic or other method, as agreed.
27.9.5	Following 27.9.4.	Use own data retrieval system to collect HH Metered Data for the same Settlement Period as provided by the	MOA		Internal Process	

		<p>ADS.</p> <p>If unable to collect data from the data retrieval system, resolve problem, then complete Proving Test.</p> <p>If data received from ADS, proceed to 27.11 to undertake a comparison and issue the results.</p> <p>If data not received from ADS, proceed to 27.9.2 to undertake a re-test or use an alternative Proving Test method.</p>				
--	--	---	--	--	--	--

Proving Test Method 4

27.10. Where a Proving Test is initiated using method 4, the process below shall be followed:

Ref	When	Action	From	To	Interface	Means
27.10.1	When instructed by the Electricity Supplier .	Install or reconfigure Metering Asset and commission in accordance with BSC Metering Code of Practice 4 ; retrieve Settlement Period Metered Data to cover a specific Settlement Period and note Meter Technical Details while on site.	MOA (or its EMO)		Internal Process	
27.10.2	Following installation / reconfiguration, commissioning and once Settlement Period Metered Data retrieved.	Send request for Proving Test or alternatively request re-test following failure of immediately preceding Proving Test and provide Meter Technical Details .	MOA	ADS	D0005 Instruction on Action. D0268 Advanced Meter Technical	Electronic or other method, as agreed.

					Details.	
27.10.3	Following 27.10.2.	Read meter for Settlement Period of own choosing using either a hand-held Unit or via remote interrogation as appropriate (ensuring that data collected for the Settlement Period does not contain a zero value).	ADS		Internal Process	
27.10.4	Following 27.10.3.	Send raw Settlement Period Metered Data or notification that Metered Data cannot be collected.	ADS	MOA	D0001 Request Metering System Investigation. D0003 Half Hourly Advances.	Electronic or other method, as agreed.
27.10.5	Following 27.10.4.	Using either the manufacturer's software or software which has a relevant protocol approval in accordance with BSCP601 to read meter constants, pulse multipliers, serial numbers etc, the read meter pulses or engineering data for same Settlement Period as provided by ADS to calculate reading. If data received from ADS, proceed to 27.11 to undertake a comparison and issue the results. If data not received from ADS, proceed to 27.10.2 to undertake a re-test or use an alternative Proving Test method.	MOA		Internal Process	

Issuing Results of [Proving Test](#) (all Methods)

27.11. Following completion of a Proving Test, the process below shall be followed:

Ref	When	Action	From	To	Interface	Means
27.11.1	Following receipt of data from the ADS.	Compare MOA HH Metered Data with ADS Metering Data for the same Settlement Period.	MOA		Internal Process	
27.11.2	In accordance with the timescales in 27.12.	Send notification of successful Proving Test / re-test.	MOA	ADS Electricity Supplier DNO BSCCo Transfer Co-Ordinator (if Proving Test is being carried out as part of a CMRS / ERDA transfer in accordance with BSCP68)	D0214 Confirmation of Proving Test	Electronic or other method, as agreed.
27.11.3	In accordance with the timescales in 27.12.	Send notification that Proving Test / re-test failed.	MOA	ADS	D0002 Fault Resolution Report or Request for Decision on Further Action	Electronic or other method, as agreed.
27.11.4	In accordance with the timescales in 27.12.	Investigate problem and take corrective action. Proceed to the appropriate method to re-do the Proving	MOA (or its EMO)		Internal Process	

		Test.				
27.11.5	Following 27.11.4	<p>Use own data retrieval system to collect HH Metered Data for the same HH Settlement Period as provided by the ADS.</p> <p>If unable to collect data from the data retrieval system, resolve problem, then complete Proving Test.</p> <p>If data received from ADS, proceed to 27.11.1 to undertake a comparison and issue the results.</p> <p>If data not received from ADS, proceed to 27.9.2 to undertake a re-test or use an alternative Proving Test method.</p>	MOA		Internal Process	

Commented [HT30]: Update to reflect R0192 housekeeping update


Proving Test Timescales

- 27.12. The timescale for carrying out the Proving Test shall vary depending on the BSC Metering Code(s) of Practice to which the Metering Asset is assigned. It is not necessary that all the steps of the relevant processes are carried out on the same day; the requirement is that the Proving Test in its entirety is completed by the timescale specified below and subject to the exceptions listed below. The maximum timescale between the initiation of a Proving Test and the successful completion of the Proving Test by the MOA sending the D0214 Confirmation of Proving Tests to the Advanced Data Service Agent is listed below for each BSC Metering Code(s) of Practice.
- 27.13. Where the Proving Test has failed, the MOA shall initiate a re-test and the MOA and Advanced Data Service Agent shall ensure wherever possible that the timescale is the same as for the original Proving Test.
- 27.14. In the event that timescales are exceeded and the Proving Test is not completed, the process shall proceed to completion and an audit trail will be maintained by the MOA and Advanced Data Service Agent in order to explain the delay.

BSC Metering Code(s) of Practice	WDs to Complete Proving Test	WDs to Complete Re-Test	Total
--	--	---	-------

RETAIL
ENERGY
CODE

One	5	5	10
Two	5	5	10
Three	10	10	20
Five	15	15	30
Ten	15	15	30



Complex Site Validation Test

27.15. Complex Sites shall be proven in the same way as non Complex Sites except the MOA shall use the aggregated data provided by the Metering Asset for comparison, as follows:

Ref	When	Action	From	To	Interface	Means
27.15.1	Following installation / reconfiguration, commissioning and where previous Complex Site validation test failed.	Collect HH Metered Data using data collection methods as defined in Proving Tests 1, 2, 3 and 4. Aggregate in accordance with Complex Site rules and record values.	MOA (or its EMO)		Internal Process	
27.15.2	Following 27.15.1.	Send request for Proving Test or alternatively request re-test following failure of immediately preceding Proving Test and provide Meter Technical Details .	MOA	ADS	D0005 Instruction on Action. D0268 Advanced Meter Technical Details . Complex Site Supplementary Information Form (see Appendix 2)	Electronic or other method, as agreed.
27.15.3	Within 5WD of 27.15.2.	Collect HH Metered Data and aggregate in accordance with the Complex Site rules and send to the MOA .	ADS	MOA	D0003 Half Hourly Advances. Email with aggregated consumption data for the day requested in 20.15.2.	
27.15.4	Within 2WD of 27.15.3.	Validate metered volumes.	MOA		Internal Process.	
27.15.5	Within 2WD of 27.15.3, if validation test passes.	Send notification.	MOA	ADS	D0214 Confirmation of Proving Test	Electronic or other method,

				Electricity Supplier		as agreed.
27.15.6	Within 2WD of 27.15.3, if validation test fails.	Send notification.	MOA	ADS Electricity Supplier	D0002 Fault Resolution Report or Request for Decision on Further Action	Electronic or other method, as agreed.
27.15.7	Within 5WD of 27.15.6.	Investigate discrepancy with ADS and resolve. Note: If unresolved after 5WD the ADS is required to raise a D0001 'Request Metering System Investigation' in accordance with BSCP702.	MOA		Internal Process	

On-Site Aggregation Validation Test


27.16. Under BSCP702 On-Site Aggregation is included for Customers on Licence Exempt Distribution (Private) Networks requiring Third Party Access for an Electricity Supplier of their choice. On-Site Aggregation is concerned with the aggregation of the metered volumes of the connections on the Licence Exempt Distribution Network for which the Electricity Supplier associated with the Licence Exempt Distribution Network is responsible. BSCP702 and Paragraph 2.9 of Section K contain requirements in connection with the On-Site Aggregation Option.

27.17. The Meter Operator Agent shall provide a copy of the On-Site Aggregation Form to BSCCo following registration of, or any significant change to, an On-Site Aggregation Metering System.

REF	WHEN	ACTION	FROM	TO	INFORMATION REQUIRED	METHOD
-----	------	--------	------	----	----------------------	--------

27.17.1	As appropriate	Receive request to validate On-Site Aggregation data	MOA	ADS	D0005 Instruction on Action	Electronic or other method, as agreed
27.17.2	Within 5WD of 27.17.1	Collect Metered Data and aggregate in accordance with the On-Site Aggregation rules. Send Metered Volumes from each Meter in the On-Site Aggregation Rule Send Aggregated Output of On Site Aggregation Rule	ADS	MOA	D0003 Half Hourly Advances Email with aggregated consumption data for the day requested in 27.17.1.	Electronic or other method, as agreed.
27.17.3	Within 2WD of 27.17.2	Validate Metered Volumes and Aggregate Output of On-Site Aggregation Rule	MOA			Internal Process
27.17.4	Within 2 WD of 27.17.3 if data is validated	Send notification confirmation of both metered volumes and aggregated output of On-Site Aggregation validation rule.	MOA	ADS Supplier	D0214 Conformation of Proving Tests	Electronic or other method, as agreed.
27.17.5	Within 2 WD of 27.17.3 if data is not validated	Send notification of failure of either metered volumes or	MOA	ADS Supplier	D0002 Fault Investigation	Electronic or other method, as agreed.

		aggregated output of On-Site Aggregation Rule				
27.17.6	At the same time as 27.17.5	Investigate discrepancy with ADS and resolve. Proceed to 27.17.1	MOA	ADS	D0002 Fault Resolution Report or Request for Decision on Further Action.	Electronic or other method, as agreed.
27.17.7	Within 5 WD of 27.17.6 if remains not validated.	Proceed to the Metering System Investigation Process in accordance with BSCP702.	ADS			Internal Process



28 Safe Isolation Provider (Electricity)

28.1 This paragraph 28 applies only to MOAs which have been (and remain) accepted as a Safe Isolation Provider (SIP).

Contract with premises owner

28.2 Before a SIP undertakes any SIP Works at a premises, the SIP shall enter into a contract with an owner of the premises. An owner of a premises may (without limitation) be an owner-occupier (owning the freehold or a long lease), a private landlord, a local authority or a housing association.

28.3 The SIP shall ensure that each such contract with an owner of a premises contains:

- (a) confirmation that the entity entering into the contract is an owner of the premises and has the necessary authority to consent to the SIP Works;
- (b) the owner's consent to the SIP undertaking the SIP Works;
- (c) confirmation that the owner has given (or will give) reasonable advance notice to the occupiers of the premises (if different from the owner), and a requirement on the owner to retain and produce on demand evidence of such notice;
- (d) confirmation that the owner has considered and provided information to the SIP regarding the issues relevant to whether the SIP should identify any Safe Isolation Provider Additional Needs Information (SIP ANI) for the occupiers of the premises;
- (e) confirmation that the owner has taken reasonable steps in respect of any SIP ANI identified, including by providing support to the Vulnerable occupiers during the SIP Works or giving sufficient advance notice of the SIP Works so as to enable the occupier to arrange for additional support; and
- (f) if any SIP ANI has been identified, confirmation that the owner has informed the occupier that the SIP ANI will be shared under this Code.

Notifying the Electricity Supplier

28.4 The expectation is that the SIP Works at each premises will be completed in one day, so that the connection is de-energised and re-energised on the same day. If, however, the connection is not de-energised and re-energised on the same day, then the SIP shall notify the Registered Supplier (electricity). In such cases, the SIP shall send a further update once the connection has been re-energised.

28.5 By the end of the next Working Day following the day on which SIP Works were completed at a premises, the SIP shall send the relevant Market Message to the Registered Supplier (electricity) to confirm that the SIP Works have been completed.

28.6 If a Smart Meter is installed at a premises at which a SIP undertakes SIP Works, then the SIP shall check that the Smart Meter communications have been restored to the same condition as existed before the SIP commenced the SIP Work. If the same level of communications cannot be re-established, then the SIP shall notify the occupier of the premises and also the Registered Supplier (electricity) for the premises. Notification to the Registered Supplier shall be made via the relevant Market Message.

28.7 If, while attending a premises to undertake SIP Works, any SIP ANI is identified by the SIP, then the SIP shall notify such SIP ANI to the Registered Supplier (electricity) for the premises (so that the supplier can further review the situation). Such notification shall be made via the Market Message required by paragraph 28.5.

28.8 The following interface table describes the processes required by Paragraphs 28.4 to 28.7 (inclusive):

Ref	When	Action	From	To	Interface	Means
28.8.1	If the connection is not de-energised and re-energised on the same day	Send notification of the same	SIP	Supplier	MM00036 (D0139) Confirmation of Change of Energisation Status	Electronic or other agreed means.
28.8.2	If paragraph 28.8.1 applied, once the connection has been re-energised	Send notification of the same	SIP	Supplier	MM00036 (D0139) Confirmation of Change of Energisation Status	Electronic or other agreed means.
28.8.3	By the end of the next Working Day following completion of the SIP Works	Send notification of the Work Completion	SIP	Supplier	(D0396) SIP Event Completed	Electronic or other agreed means.
28.8.4	If pre-existing level of smart metering communication cannot be re-established	Send notification of the same	SIP	Supplier	(D0002)	Electronic or other agreed means.
28.8.5	If SIP ANI identified	Send notification of the same	SIP	Supplier	MM00453 (D0396)	Electronic or other agreed means.

On-Site Risk Assessment


28.9 On attending a premises, the SIP shall consider whether it is able to undertake the intended SIP Works by carrying out its own risk assessment to determine whether it is safe to proceed with the SIP Works, and shall only proceed with the SIP Works where it is safe to do so.

Incidents of Danger, Damage or Interference to the Metering Equipment

28.10 If the SIP finds evidence of danger, damage or interference with the Metering Equipment, then the SIP shall report it to the Registered Supplier (electricity) as follows:

- (a) If any Metering Equipment is identified as defective such as to present the possibility of danger:
 - (i) the SIP shall make it safe and report it immediately to the Registered Supplier by telephone, asking the Registered Supplier to attend as an emergency, within 3 hours;
 - (ii) the Registered Supplier shall report back to the SIP within 5 Working Days of the Metering Equipment fault being resolved; and
 - (iii) the SIP Works will be put on hold until such time as the Registered Supplier confirms to the SIP that the issue has been resolved.
- (b) If any parts of the Metering Equipment are hazardous (or if the SIP reasonably believes they may become hazardous), the SIP shall determine whether it can safely carry out the SIP Works, or whether it should abort the SIP Works; and:
 - (i) if the SIP Works are completed, then the SIP shall send the fault report to the Registered Supplier with the SIP Event Completed Market Message, and the Registered Supplier does not need to notify the SIP of the fault resolution; or
 - (ii) if the Safe Isolation Provider Works are aborted, then the Registered Supplier shall notify the SIP when the reported faults have been rectified. The Registered Supplier shall notify the SIP within 5 Working Days of the fault being rectified (but no later than 40 Working Days after the fault being reported), so that the SIP Works may be safely rescheduled.
- (c) If the SIP finds apparent evidence of deliberate tampering/interference, then the SIP shall comply with the relevant provisions of the Unbilled Energy Code of Practice Schedule and report this to the Registered Supplier.

28.11 The following interface table describes the processes required by Paragraph 28.10:



Ref	When	Action	From	To	Interface	Means
28.11.1	If required as per 28.10(a).	The SIP will make the Metering Point safe and report evidence of potential danger with the Metering Equipment	SIP	Supplier	The SIP will telephone the Supplier when the SIP is on site.	Telephone
28.11.2	Within 3 hours of 28.11.1	The Registered Supplier will send their MOA to site to rectify the issue identified.	Supplier	MOA	The Registered Supplier will make the Request of their MOA by the internal method agreed between them.	Internal Processes between the Registered Supplier and their MOA
28.11.3	Within 5WD of 28.11.2	The Registered Supplier will advise the SIP that the reported issue has been remedied.	Supplier	SIP	D0002 Fault Resolution Report or Request for Decision on Further Action	Electronic or other method, as agreed
28.11.4	If required as per 28.10(b)	SIP shall determine whether it can safely carry out the SIP Works, or whether it should abort the SIP Works.	SIP		Internal SIP process	N/A
28.11.5	Following 28.11.4, if the SIP completes the SIP Works	Notify fault with the SIP Event Completed Market Message	SIP	Supplier	D0002 Fault Resolution Report	Electronic or other method, as agreed
28.11.6	Following 28.11.5, if the SIP aborts the SIP Works – As advised in the Additional Information Field	Notify fault with and await further update	SIP	Supplier	D0002 Fault Resolution Report or Request for Decision on Further Action	Electronic or other method, as agreed
28.11.7	If 28.11.6 applies, within 5 WD of resolution (and no later than 40 WD of report)	Registered Supplier will advise the SIP that the reported issue has been remedied.	Supplier	SIP	D0002 Fault Resolution Report or Request for Decision on Further Action	Electronic or other method, as agreed

28.11.8	If required as per 28.10(c)	The SIP will take appropriate action to make the site safe, and report such findings to the Registered Supplier	SIP	Supplier	D0136 <u>A report of the existence of a possible irregularity which may require further investigation by a Revenue Protection Service, Report or Request for Decision on Further Action</u> Or to the UKRPA where the identity of the Supplier is unclear	Electronic or other method, as agreed. UKRPA Website
---------	-----------------------------	---	-----	----------	--	---

Commented [HT31]: Update to reflect R0192 housekeeping update

Incidents of Danger, Damage or Interference to the DNO Equipment

28.12 The SIP shall ensure that it has access to a current version of the Guidance for Service Termination Issue Reporting document while on site (this may be a physical or electronic version) and act in accordance with it. The SIP shall make the appropriate report to the DNO as follows:

- (a) any DNO Equipment which they find to be defective such as to present the possibility of danger (category A);
- (b) any parts of the DNO Equipment, Sites or situations which are or which they reasonably believe may become hazardous (category B); or
- (c) any relevant asset condition information (category C).

29 Crowded Meter Room MEM-MOA (Electricity)

29.1. This paragraph 29 applies only to MOAs which are contracted as a Crowded Meter Room MEM (CMRM) by the Crowded Meter Room Coordinator (CMRC).

29.2. Each CMRM shall only De-energise a Metering Asset if requested to do so by the CMRC. Each CMRM shall only re-energise a Metering Asset that has been De-energised by (or on behalf of) the CMRC.

Commented [HT32]: Update to reflect R0192 housekeeping update

Notifying the Electricity Supplier and the DNO

- 29.3. The expectation is that the CMR Works for a Metering Asset will be completed in one day, so that the connection is De-energised and re-energised on the same day. If, however, the connection is not De-energised and re-energised on the same day, then the CMRM shall notify the Registered Supplier (electricity) and the DNO. In such cases, the CMRM shall send a further update once the connection has been re-energised. The CMRM shall in all cases inform the Registered Supplier (electricity) once the CMR Works for a Metering Asset have been completed.
- 29.4. If, while attending a premises to undertake CMR Works, any vulnerability is identified by the CMRM, it may provide information on Priority Services and will advise the Consumer to contact their Registered Supplier (electricity) or will contact the Registered Supplier on the Consumer's behalf.
- 29.5. The following interface table describes the processes required by Paragraphs 29.2 to 29.4 (inclusive):

Ref	When	Action	From	To	Interface	Means
If CMRM De-energises						
29.5.1	If the connection is not De-energised and re-energised on the same day, by the end of the Working Day	Send change of energisation status.	CMRM	Supplier DNO	MM00036 (D0139) Confirmation of Change of Energisation Status	Electronic or other agreed means.
29.5.2	If paragraph 29.5.1 applied, once the connection has been re-energised	Send notification of the same	CMRM	Supplier DNO	MM00036 (D0139) Confirmation of Change of Energisation Status	Electronic or other agreed means
29.5.3	By the end of the next Working Day following completion of the CMR Works	Send notification of the Work Completion	CMRC	Supplier	As defined by the Alt Han Co Forum	Electronic or other agreed means.
29.5.4	If paragraph 29.4 applies	Request the electricity supplier to make contact	CMRC	Supplier	No required format	Electronic or other

		with its Consumer regarding issues of vulnerability				agreed means
--	--	---	--	--	--	--------------

On-Site Risk Assessment

29.6. On attending a premises, the CMRM shall consider whether it is able to undertake the intended CMR Works by carrying out its own risk assessment to determine whether it is safe to proceed with the CMR Works and shall only proceed with the CMR Works where it is safe to do so.

Incidents of Danger, Damage or Interference to the Metering Equipment

29.7. If the CMRM finds evidence of danger, damage or interference with the Metering Equipment, then the CMRM shall report it to the Registered Supplier (electricity) as follows:

- (a) If any Metering Equipment is identified as defective such as to present the possibility of danger:
 - i. the CMRM shall make it safe and report it immediately to the Registered Supplier by telephone, asking the Registered Supplier to attend as an emergency, within 3 hours;
 - ii. the Registered Supplier shall report back to the CMRM within 5 Working Days of the Metering Equipment fault being resolved; and
 - iii. the CMRM Works will be put on hold until such time as the Registered Supplier confirms to the CMRM that the issue has been resolved.

(b) If any parts of the Metering Equipment are hazardous (or if the CMRM reasonably believes they may become hazardous), the CMRM shall

determine whether it can safely carry out the CMR Works, or whether it should abort the CMR Works; and:

- i. if the CMR Works are completed, then the CMRC shall send a notification to the Registered Supplier with the CMR Works completed message (under Paragraph 29.5.3), and the Registered Supplier does not need to notify the CMRM of the fault resolution; or
 - ii. if the CMR Works are aborted, then the Registered Supplier shall notify the CMRM when the reported faults have been rectified. The Registered Supplier shall notify the CMRM within 5 Working Days of the fault being rectified (but no later than 40 Working Days after the fault being reported), so that the CMRM Works may be safely rescheduled.
- (c) If the CMRM finds apparent evidence of deliberate tampering/interference, then the CMRM shall comply with the relevant provisions of the Unbilled Energy Code of Practice Schedule and report this to the Registered Supplier.

29.8. The following interface table describes the processes required by Paragraph 29.7:

Ref	When	Action	From	To	Interface	Means
29.8.1	If required as per 29.7(a).	The CMRM will make the Metering Point safe and report evidence of potential danger with the Metering Equipment	CMRM	Supplier	The CMRM will telephone the Supplier when the CMRM is on site.	Telephone
29.8.2	Within 3 hours of 29.8.1	The Registered Supplier will send their Appointed MOA to site to rectify the issue identified.	Supplier	MOA	The Registered Supplier will make the Request of their MOA by the internal method agreed between them.	Internal Processes between the Registered Supplier and their MOA
29.8.3	Within 5WD of 29.8.2	The Registered Supplier	Supplier	CMRM	D0002 Fault Resolution Report or	Electronic or other

Ref	When	Action	From	To	Interface	Means
		will advise the CMRM that the reported issue has been remedied.			Request for Decision on Further Action	method, as agreed
29.8.4	If required as per 29.7 (b).	CMRM shall determine whether it can safely carry out the CMR Works, or whether it should abort the CMR Works.	CMRM		Internal process	N/A
29.8.5	Following 29.8.4 if the CMRM completes the CMR Works	Send notification of the CMR Work completion message	CMRC	Supplier	As defined by the Alt Han Co Forum	Electronic or other agreed means.
29.8.6	Following 29.8.4, if the CMRM aborts the CMR Works – As advised in the Additional Information Field	Notify fault with and await further update	CMRM	Supplier	D0002 Fault Resolution Report or Request for Decision on Further Action	Electronic or other method, as agreed
29.8.7	If 29.8.6 applies, within 5 WD of resolution (and no later than 40 WD of report)	Registered Supplier will advise the CMRM that the reported issue has been remedied.	Supplier	CMRM	D0002 Fault Resolution Report or Request for Decision on Further Action	Electronic or other method, as agreed
29.8.8	If required as per 29.7 (c)	The CMRM will take appropriate action to make the site safe, and report such findings to the Registered Supplier	CMRM	Supplier	D0136 A report of the existence of a possible irregularity which may require further investigation by a Revenue Protection Service. Report or Request for Decision on Further Action	Electronic or other method, as agreed.

Commented [HT33]: Update to reflect R0192 housekeeping update

Ref	When	Action	From	To	Interface	Means
					Or to the UKRPA where the identity of the Supplier is unclear	UKRPA Website



Incidents of Danger, Damage or Interference to the DNO Equipment

29.9. The CMRM shall ensure that it has access to a current version of the Guidance for Service Termination Issue Reporting document while on site (this may be a physical or electronic version) and act in accordance with it. The CMRM shall make the appropriate report to the DNO as follows:

- (a) any DNO Equipment which the CMRM finds to be defective such as to present the possibility of danger (category A);
- (b) any parts of the DNO Equipment, sites or situations which are or which the CMRM reasonably believe may become hazardous (category B); or
- (c) any relevant asset condition information (category C)

Part E – Operational Processes Electricity for Non-MHHS Metering Points

30 Metering Asset Installation

30.1 This process covers Metering Assets (including new Metering Assets) being installed for:

a) an existing supply where the Metering Asset had been removed some time previously;
or

b) a supply which has never had a Metering Asset before, which may be on the day the supply was commissioned or sometime after.

30.2 Removal and installation of Metering Assets as part of the same job, is classed as a Metering Asset exchange and is not covered by this process.

30.3 Although a Metering Asset could be at a premise before the supply, it cannot be connected to the supply until the supply is laid. Therefore, installation of a Metering Asset will always require a supply to exist.

30.4 Where electricity Metering Assets are being installed, the MOA shall (either itself or via its EMO):

a) other than for Metering Assets where Half Hourly Metered Data is sourced by the Electricity Supplier from a Smart Metering System or instances where the Metering Asset has an integral outstation that has a fixed pulse multiplier of 1, carry out a Proving Test / re-test for each Half Hourly Metering Asset, that it is responsible for, in accordance with Paragraph 42;

b) where required by its associated Electricity Supplier, set Non Half Hourly Metering Assets which incorporate a clock or teleswitch with a timing mechanism to switch at a time consistent with a valid combination of Standard Settlement Configuration and Time Pattern Regime derived from Market Domain Data with an Average Fraction of Yearly Consumption valid for the GSP Group to which the Metering Asset belongs;

c) where multi-register Non Half Hourly Metering Assets are installed and where required by its associated Electricity Supplier, programme those Metering Assets for which it is responsible so that the physical registers may be mapped using the Meter Technical Details supplied to its associated Data Collector onto logical registers forming a valid Standard Settlement Configuration;

d) when installing a NHH multi-register Metering Asset, or when attending the site to carry out work on such a Metering Asset that would require re-registration of the Metering Asset, ensure that the registers of the Metering Asset are clearly identified and that the Meter Register IDs to be used in all relevant Market Messages clearly identify the registers on the Metering Asset to be read e.g. "L", "N", "R1", "R2". Where the identifier cannot be uniquely identified by a 2-character Meter Register ID (e.g. "CUM 3"), a label shall be applied to, or immediately adjacent to, the Metering Asset that shows the display sequence with the equivalent Meter Register ID for each register (e.g. "CUM 2 – Reg ID = 02" etc.). For two-rate Key Meters only, the only permitted Meter Register IDs are "1", "1 ", "01" or

“R1” and “ 2”, “2 “, “02” or “R2”. For Smart Metering Systems, the Electricity Supplier is responsible for ensuring that the Meter Register Ids and/or Meter Register Descriptions in the D0367 ‘Smart Meter Configuration Details’; and the MOA is responsible for ensuring that the Meter Technical Details, are reflective of the display on the Smart Metering System;

e) when installing or reconfiguring Half Hourly Metering Assets that are operated by Measurement Transformers, configure the Metering Assets to record Half Hourly demand values for both rReactive Import and rReactive Export (except where the Metering Asset does not have this capability, and is not required to do so by the relevant BSC Metering Code(s) of Practice). Reactive Import and rReactive Export measurements shall be configured in accordance with the applicable BSC Metering Code(s) of Practice;

f) seal and reseal Metering Assets in accordance with the CoMCoP and the relevant BSC Metering Code(s) of Practice; and

g) follow the process set out in the interface tables in Paragraphs 30.5 to 30.8, as applicable.

Commented [HT34]: R0192 housekeeping amendment plus Import and Export to be linked to defined terms

30.5 Where a Half Hourly electricity Metering Asset is installed the process below will be followed:

Ref	When	Action	From	To	Information Required	Method
30.5.1	<p>Within required and at least 10WD before 30.5.4.</p> <p>This step could be completed in shorter timescales where the Electricity Supplier and MOA have reached mutual agreement.</p>	Request Metering Asset installation, commissioning and energisation.	Electricity Supplier	<p>MOA</p> <p>Where it is necessary to involve the Distribution Network Operator, the MOA shall arrange this and follow the energisation process in Paragraph 37.</p>	<p>Credit Meter</p> <p>D0142 Request for Installation or Changes to a Metering System Functionality or the Removal of all Meters.</p> <p>Prepayment Meter</p> <p>D0194 for key meters</p> <p>D0216 for token meters</p>	Electronic or other method, as agreed
30.5.2	If required, within 2WDs of 30.5.1.	<p>Request Site Technical Details.</p> <p>If required, and at any time after the effective date of the MOA's Appointment (and only for Metering Points first registered after 6 November 2008), the MOA may request Site Technical Details by sending a D0170 'Request for Metering System Related Details' if Measurement Transformer Ratios and Class details have not been received or need to be</p>	MOA	DNO	D0170 Request for Metering System Related Details.	Electronic or other method, as agreed

		confirmed. The Distribution Network Operator shall respond within 5 WD of such requests by sending a D0215 'Provision of Site Technical Details ' or D0382 'Rejection Response for Request to Distribution Network Operator for Site Technical Details ' either by electronic means or by another method, as agreed with the MOA . The MOA shall determine any appropriate course of action within 2 WD of receiving this information.				
30.5.3	If request for Site Technical Details rejected and within 5WD of 30.5.2.	Reject Request for Site Technical Details.	DNO	MOA	D0382 Rejection response for Request to DNO for Site Technical Details	Electronic or other method, as agreed
30.5.4	If request for Site Technical Details accepted and within 5WD of 30.5.2.	Send Site Technical Details. In the event of any subsequent changes to Site Technical Details, the Distribution Network Operator shall send an updated D0215 'Provision of Site Technical Details' to the MOA within 1WD of updating their systems. The MOA shall determine any appropriate course of action within 2 WDs of receiving this information.	DNO	MOA	D0215 Provision of Site Technical Details	Electronic or other method, as agreed
30.5.5	On the date requested or agreed in 30.5.1. If the Metering Asset is to be installed but not energised at this time,	Install HH Metering Asset in accordance with appropriate BSC Metering Code(s) of Practice. If requested, energise Metering Asset and note initial meter register reading.	MOA (or its EMO)			Internal Process

	the energisation of the Metering Asset shall be carried out at an appropriate time in accordance with the energisation process in Paragraph 37.					
30.5.6	Following 30.5.5.	Commission Metering Asset in accordance with appropriate BSC Metering Code(s) of Practice.	MOA (or its EMO)			Internal Process
30.5.7	If Metering Asset cannot be installed or energised, as soon as possible and within 5 WD of 30.5.5.	Inform Electricity Supplier and restart the process at 30.5.1 if required.	MOA	Electricity Supplier	D0221 Notification of Failure to Install or Energise Metering System.	Electronic or other method, as agreed
For HHDC Serviced Metering Assets						
30.5.8	Within 5 WDs 30.5.5.	Send energisation status, Meter Technical Details and initial meter register reading	MOA	Electricity Supplier HHDC DNO	D0268 Half Hourly Meter Technical Details If site is Complex Site, send Complex Site Supplementary Information Form (see Appendix 2). D0010 Meter readings.	Electronic or other method, as agreed
30.5.9	Within 5 WD of 30.5.5.	Send the relevant meter information.	MOA	ERDA	D0312 Notification of Meter Information to	Electronic or other method, as

					MPAS.	agreed
30.5.10	Immediately following 30.5.9 or 30.5.15.	Perform validation checks and send response. If response is “Accepted”, proceed to 30.5.12, otherwise proceed to 30.5.11.	ERDA	MOA Electricity Supplier	D0312 Notification of Meter Information to MPAS with ‘MOP Flow Response Code’ populated.	Electronic or other method, as agreed.
30.5.11	Within 5 WDs of 30.5.10.	Where the rejection is of a type the MOA can resolve without involving other industry parties, send a corrected D0312. If the MOA needs to involve other industry parties to resolve the issue, then reasonable endeavours should apply. Proceed to 30.5.10.	MOA	ERDA	D0312 Notification of Meter Information to MPAS.	Electronic or other method, as agreed
30.5.12	In accordance with Paragraph 42.	Prove Metering Asset.	MOA	HHDC	In accordance with the BSC.	Electronic or other method, as agreed
For Supplier Serviced Metering Asset						
30.5.13	In time to allow the MOA to distribute Meter Technical Details within 10 WD of 30.5.5.	Send Smart Meter Configuration Details. The Electricity Supplier will ensure that only the latest version of the configuration for the day is sent to the MOA. If the Electricity Supplier is unable to configure the meter (for example, due to a communications failure), the SSC and TPR will be defaulted to a single-rate default. The TPR	Electricity Supplier	MOA	D0367 Smart Meter Configuration Details. (or alternative method, as agreed bilaterally between the Electricity Supplier and	Electronic or other method, as agreed.

		should be mapped to the total Import register.			MOA).	
30.5.14	Within 10 WD of 30.5.5.	Send Meter Technical Details.	MOA	Electricity Supplier DNO	D0149 Notification of Mapping Details. D0150 Non Half-hourly Meter Technical Details.	Electronic or other method, as agreed.
30.5.15	Within 10 WD of 30.5.5.	Send the relevant meter information.	MOA	ERDA	D0312 Notification of Meter Information to MPAS.	Electronic or other method, as agreed.
30.5.16	Immediately following 30.5.15 or 30.5.17.	Perform validation checks and send response. If response is "Accepted" end process, otherwise proceed to 30.5.17.	ERDA	MOA Electricity Supplier	D0312 Notification of Meter Information to MPAS with 'MOP Flow Response Code' populated.	Electronic or other method, as agreed.
30.5.17	Within 5 WDs of 30.5.16.	Where the rejection is of a type the MOA can resolve without involving other industry parties, send a corrected D0312. If the MOA needs to involve other industry parties to resolve the issue, then reasonable endeavours shall apply. Proceed to 30.5.15.	MOA	ERDA	D0312 Notification of Meter Information to MPAS.	Electronic or other method, as agreed

30.6 Where the Metering Asset requires commissioning in accordance with BSC Metering Code of Practice 4 and the Measurement Transformers are owned by the Distribution Network Operator the process below will be followed:

Ref	When	Action	From	To	Information Required	Method
30.6.1	At the earliest opportunity, but no later than 16 WD after energisation (If DNO energises, or 16 WD after receipt of the D0139 from MOA (if MOA or its EMO energises)	Commission Measurement Transformers in accordance with BSC Metering Code of Practice 4.	DNO		Internal Process	N/A
30.6.2	At the earliest opportunity but no later than 21 WD after energisation (if the DNO energises) or 21 WD after receipt of the D0139 if the MOA or its EMO energises)	Send commissioning information for the Measurement Transformers.	DNO	MOA	D0383 Notification of Commissioning information.	Electronic or other method, as agreed
30.6.3	On the date requested or agreed in 30.6.1 but no later than 32 WD after energisation (if MOA or its EMO energises) or receipt of the D0139 if the DNO energises)	Commission Metering Asset in accordance with appropriate BSC Metering Codes of Practice for the Metering Asset and BSC Metering Code of Practice 4.	MOA		Internal Process	N/A
30.6.4	Within 5WD of 30.6.3 if there has been a defect / omission that prevented commissioning. A defect or omission in the completion of the processes is set out in CoP4 and will also include that the D0383 Notification of Commissioning information flow has not been received from the Distribution Network Operator.	Send notification that there is a defect/omission that has prevented commissioning.	MOA	Electricity Supplier	D0384 Notification of Commissioning status	Electronic or other method, as agreed.

Commented [HT35]: Post R0209 Consultation - housekeeping

30.6.5	At the earliest opportunity but no later than 65 WD after energisation (if MOA or its EMO energises) or receipt of the D0139 (if the DNO energises)	Resolve the defect/omission that has prevented commissioning. It shall be the responsibility of the Electricity Supplier to ensure that all Metering Assets are appropriately commissioned. If the Electricity Supplier believes that there is a risk to settlement it shall, in accordance with Section L3.6 of the BSC, consult with the relevant Distribution Network Operator and agree the appropriate steps to be taken to minimise the risks to settlement.	Electricity Supplier	DNO HHDC	D0384 Notification of Commissioning status	Electronic or other method, as agreed.
30.6.6	When defect / omission has been resolved, but no later than 80 WD after energisation (if the MOA or its EMO energises or receipt of the D0139 if DNO energises)	Commission Metering Asset in accordance with appropriate BSC Metering Codes of Practice for the Metering Asset and BSC Metering Code of Practice 4.	MOA		Internal Process	N/A
30.6.7	Within 5WD of 30.6.3 or 30.6.6 if commissioning was completed successfully.	Send notification that commissioning has been completed.	MOA	Electricity Supplier	D0384 Notification of Commissioning status Notification of complete commissioning shall not be done if complete information has not been received from the Distribution Network Operator .	Electronic or other method, as agreed.
30.6.8	Following 30.6.7.	Create internal record of MOA	MOA		Internal Process	N/A

		commissioning.				
		This will be used for the change of MOA process and the passing of complete Commissioning information.				

30.7 Where the Metering Asset requires commissioning in accordance with BSC Metering Code of Practice 4 and the Measurement Transformers are not owned by the Distribution Network Operator the process below will be followed:

Ref	When	Action	From	To	Information Required	Method
30.7.1	On the date requested or agreed in 30.7.1 but no later than 32 WD after energisation.	Commission Metering Asset in accordance with appropriate BSC Metering Codes of Practice for the Metering Asset and BSC Metering Code of Practice 4.	MOA		Internal Process	N/A
30.7.2	Within 5WD of 30.7.1 if there has been a defect / omission that prevented commissioning.	Send notification that there is a defect/omission that has prevented commissioning.	MOA	Electricity Supplier	D0384 Notification of Commissioning status	Electronic or other method, as agreed.
30.7.3	At the earliest opportunity but no later than 65 WD after energisation.	Resolve the defect/omission that has prevented commissioning. A defect or omission in the completion of the processes is set out in CoP4 and will also include that the D0383 Notification of Commissioning information flow has not been received from the Distribution Network Operator.	Electricity Supplier	DNO HHDC	D0384 Notification of Commissioning status	Electronic or other method, as agreed.
30.7.4	When defect / omission has been resolved, but no later than 80 WD after energisation.	Commission Metering Asset in accordance with appropriate BSC Metering Codes of Practice for the Metering Asset and BSC Metering Code of Practice 4.	MOA		Internal Process	N/A

30.7.5	Within 5WD of 30.7.1 or 30.7.4 if commissioning was completed successfully.	Send notification that commissioning has been completed.	MOA	Electricity Supplier	D0384 Notification of Commissioning status	Electronic or other method, as agreed.
30.7.6	Following 30.7.5.	Create internal record of MOA commissioning.	MOA		Internal Process	N/A

30.8 Where a Non Half Hourly electricity Metering Asset is installed the process below will be followed:

Ref	When	Action	From	To	Information Required	Method
30.8.1	If required.	Request Metering Asset installation, commissioning and energisation.	Electricity Supplier	MOA	<p>Credit Meter</p> <p>D0142 Request for Installation or Changes to a Metering System Functionality or the Removal of all Meters.</p> <p>If the Metering Points is for Export purposes, the 'Additional Information' field should state this, and therefore a physical site visit may not be required.</p> <p>Prepayment Meter</p> <p>D0194 for key meters</p> <p>D0216 for token meters</p>	Electronic or other method, as agreed
30.8.2	On the date requested or	Install and commission NHH	MOA (or its EMO)			Internal Process

	agreed in 30.8.1.	Metering Asset. If requested, energise Metering Asset and note initial meter register reading.				
30.8.3	If Metering Asset cannot be installed or energised, as soon as possible and within 5 WD of 30.8.2.	Inform Electricity Supplier and restart the process at 30.8.1 if required.	MOA	Electricity Supplier	D0221 Notification of Failure to Install or Energise Metering System.	Electronic or other method, as agreed
For Smart Metering Assets only						
30.8.4	Optionally, by arrangement with the Electricity Supplier, and in timescales agreed with the Electricity Supplier.	Send initial meter register reading(s) (readings will be sent as a contingency against delays in the Electricity Supplier obtaining a remote reading and, where the register configuration is unknown, will consist of a reading from the total cumulative register).	MOA	Electricity Supplier	D0010 Meter readings.	Electronic or other method, as agreed
30.8.5	If configured remotely and in time to allow the MOA to distribute Meter Technical Details within 10 WDs of 30.8.2.	Send Smart Metering System configuration details. The Electricity Supplier will ensure that only the latest version of the configuration for the day is sent.	Electricity Supplier	MOA	D0367 Smart Meter Configuration Details (or alternative method, as agreed bilaterally between the Electricity Supplier and MOA)	Electronic or other method, as agreed
30.8.6	Within 10 WDs of 30.8.2.	Send initial meter register reading(s) (as remotely collected by the Electricity Supplier unless any readings provided by the MOA are	Electricity Supplier	NHHDC	D0010 Meter Readings	Electronic or other method, as agreed.

		required as a 'backstop').				
For all NHH Metering Asset						
30.8.7	Within 10 WDs of 30.8.2.	<p>Send change of energisation status and Meter Technical Details.</p> <p>Whenever installing new, replacement or re-configured meters or carrying out work requiring re-registration of the Metering Asset, the MOA shall ensure that the meter registers are clearly labelled and that the Data Item J0010 'Meter Register Id' in all relevant Market Messages (e.g. D0149 & D0150) accurately reflects the identifiers of the meter registers themselves.</p>	MOA	<p>Electricity Supplier</p> <p>NHHDC</p> <p>DNO</p>	<p>D0149 Notification of Mapping Details.</p> <p>D0150 Non Half-hourly Meter Technical Details.</p> <p>D0313 Auxiliary Meter Technical Details</p> <p>The MOA must send a D0313 in all cases where the MOA sends a D0150 and where the meter type is either NCAMR, RCAMR or RCAMY, except where there are no meters at the Metering Point and/or all meters have been removed, in which case only the D0150 is sent. The MOA must send a D0149 / D0150 in all cases where the MOA sends a D0313.</p>	Electronic or other method, as agreed.
30.8.8	Within 10 WDs of 30.8.2.	Send initial meter register reading (for non-Smart Metering Systems only).	MOA	NHHDC	D0010 Meter Readings	Electronic or other method, as agreed.
30.8.9	Within 10 WDs of 30.8.2.	Send notification of Metering Asset installation.	MOA	MAP	D0303 Notification of Meter Operator, Supplier and Metering Assets installed / removed by the MOP to the MAP.	Electronic or other method, as agreed.
30.8.10	Within 10 WD of	Send the relevant meter	MOA	ERDA	D0312 Notification of Meter	Electronic

	30.8.2.	information.			Information to MPAS.	or other method, as agreed.
30.8.11	Immediately following 30.8.10 or 30.8.12.	Perform validation checks and send response. If response is "Accepted" proceed to 30.8.13, otherwise proceed to 30.8.12.	ERDA	MOA	D0312 Notification of Meter Information to MPAS with 'MOP Flow Response Code' populated.	Electronic or other method, as agreed.
30.8.12	Within 5 WDs of 30.8.11.	Where the rejection is of a type the MOA can resolve without involving other industry parties, send a corrected D0312. If the MOA needs to involve other industry parties to resolve the issue, then reasonable endeavours should apply. Proceed to 30.8.11.	MOA	ERDA	D0312 Notification of Meter Information to MPAS.	Electronic or other method, as agreed
30.8.13	If required and no valid meter register reading received within 10 WD of the installation of the Metering Asset.	Request initial meter register reading.	NHHDC	MOA Electricity Supplier		Post, fax, email
30.8.14	Within 10WDs of 30.8.11.	Send initial meter register reading.	MOA, or Electricity Supplier	NHHDC If more than one meter register	D0010 Meter Readings	Electronic or other method, as agreed.

				reading is provided, the NHHDC shall process and use the first reading provided.		
--	--	--	--	--	--	--

31 Metering Asset Removal

- 31.1 This process covers the removal of Metering Assets, including meters. The removal of electricity Metering Assets includes the removal of all meters assigned to that Metering Asset. Where only some of the meters are to be removed, a reconfiguration process shall be followed in accordance with Paragraph 32.
- 31.2 Where a meter is being removed and a new meter installed as part of the same job, it shall be classed as a Metering Asset exchange and the process in Paragraph 32 shall be followed.
- 31.3 If the Metering Asset cannot be removed at the appointed time, the MOA / Distribution Network Operator shall liaise with the Energy Supplier to agree a way forward.
- 31.4 Prior to the removal of an electricity Metering Asset a de-energisation shall be carried out in accordance with Paragraph 37.6. If de-energisation is carried out at the same time as the removal of the Metering Asset, the following steps of Paragraph 37.6 must also be carried out (Collection of data by the Data Collector): where MOA de-energises, steps 37.6.3 to 37.6.5; and where the Distribution Network Operator de-energises (for example, as a result of an emergency), steps 37.6.11 to 37.6.13.
- 31.5 Where a Half Hourly Metering Asset is removed the process below will be followed:

Ref	When	Action	From	To	Information Required	Method
31.5.1	As required.	Request Metering Asset removal.	Electricity Supplier	MOA; or DNO	Credit Meter D0142 Request for Installation or Changes to a Metering System Functionality or the	Electronic or other method, as agreed

					Removal of all Meters. Prepayment Meter D0194 for key meters D0216 for token meters	
31.5.2	If request rejected and within 2 WD of 31.5.1.	Reject request for Metering Asset removal and restart process if required.	MOA; or DNO	Electricity Supplier	P0211 Site Visit Rejection.	Electronic or other method, as agreed
31.5.3	On the date requested or agreed in 31.5.1 or as the MOA / DNO sees necessary.	Remove Metering Asset and note final meter register reading.	MOA (or its EMO); or DNO		Internal process	Internal Process
31.5.4	Within 5 WD of removing Metering Asset or of receiving notification from the DNO that a Metering Asset was disconnected.	Liaise with DNO to recover meter if necessary.	MOA	DNO	D0268 Half Hourly Meter Technical Details. Or for Supplier-Serviced Metering Systems: D0150 Non Half-hourly Meter Technical Details. Location of Assets and arrangements for delivery / collection.	Electronic or other method, as agreed
31.5.5	At the same time as 31.5.4.	Send Meter Technical Details and notification that the Metering Asset has been removed.	MOA	Electricity Supplier, HHDC,	D0268 Half Hourly Meter Technical Details. Or for Supplier-Serviced Metering Systems and to	Electronic or other method, as agreed

				DNO	Electricity Supplier / DNO only: D0150 Non Half-hourly Meter Technical Details. If site is Complex Site, send Complex Site Supplementary Information Form (see Appendix 2).	
31.5.6	At the same time as 31.5.4.	Send final meter register reading or notification that meter register reading is not obtainable.	DNO (if applicable) MOA	MOA HHDC	D0139 Confirmation or Rejection of Energisation Status Change. For HHDC-serviced Metering Systems only: D0010 Meter Readings or D0002 Fault Resolution Report or Request for Decision on Further Action.	Electronic or other method, as agreed
31.5.7	At the same time as 31.5.4.	Send the relevant meter information changes.	MOA	ERDA	D0312 Notification of Meter Information to MPAS.	Electronic or other method, as agreed
31.5.8	Immediately following 31.5.7 or 31.5.9.	Perform validation checks and send response. If response is 'Accepted', end process, otherwise proceed to 31.5.9.	ERDA	MOA Electricity Supplier	D0312 Notification of Meter Information to MPAS with MOP Flow Response Code populated.	Electronic or other method, as agreed
31.5.9	Within 5WDs of 31.5.8.	Where the rejection is of a type the MOA can resolve	MOA	ERDA	D0312 Notification of Meter Information to MPAS.	Electronic or other method,

		<p>without involving other industry parties, send a corrected D0312.</p> <p>If the MOA needs to involve other industry parties to resolve the issue, then reasonable endeavours shall apply.</p> <p>Proceed to 31.5.8.</p>				as agreed
--	--	--	--	--	--	-----------

31.6 Where a Non Half Hourly Metering Asset is removed the process below will be followed:

Ref	When	Action	From	To	Information Required	Method
31.6.1	As required.	Request Metering Asset removal.	Electricity Supplier	MOA; or DNO	<p>Credit Meter</p> <p>D0142 Request for Installation or Changes to a Metering System Functionality or the Removal of all Meters.</p> <p>If the Metering Points is for Export purposes, the 'Additional Information' field should state this, and therefore a physical site visit may not be required.</p>	Electronic or other method, as agreed

					Prepayment Meter D0194 for key meters D0216 for token meters	
31.6.2	If request rejected and within 5 WD of 31.6.1.	Reject request for Metering Asset removal and restart process if required.	MOA; or DNO	Electricity Supplier	P0211 Site Visit Rejection.	Electronic or other method, as agreed
31.6.3	On the date requested or agreed in 31.6.1 or as the MOA sees necessary.	Remove Metering Asset and note final meter register reading	MOA (or its EMO); or DNO		Internal process	Internal Process
31.6.4	Within 10 WD of removing Metering Asset or of receiving notification from the DNO that a Metering Asset was disconnected.	Liaise with DNO to recover meter if necessary.	MOA	DNO	Location of Assets and arrangements for delivery / collection.	Electronic or other method, as agreed
31.6.5	At the same time as 31.6.4.	Send Meter Technical Details and notification that the Metering Asset has been removed. Where the Metering Asset has been removed by the Distribution Network Operator , the Distribution Network Operator shall provide the notification and final meter register reading to the MOA , and the MOA shall provide this information to the Electricity Supplier and the NHHDC .	MOA	Electricity Supplier, NHHDC, DNO	D0150 Non Half-hourly Meter Technical Details.	Electronic or other method, as agreed
31.6.6	At the same time as	Send final meter register reading or	DNO (if	MOA	D0139 Confirmation or	Electronic or

	31.6.4.	notification that meter register reading is not obtainable.	applicable) MOA	NHHDC, Electricity Supplier	Rejection of Energisation Status Change. D0010 Meter Readings or D0002 Fault Resolution Report or Request for Decision on Further Action.	other method, as agreed
31.6.7	At the same time as 31.6.4.	Send notification of Metering Asset removal.	MOA	MAP	D0303 Notification of Meter Operator, Supplier and Metering Assets installed / removed by the MOP to the MAP.	Electronic or other method, as agreed
31.6.8	Within 10 WDs of removing the Metering Asset or of receiving notification from the DNO that a Metering Asset was disconnected.	Send the relevant meter information changes.	MOA	ERDA	D0312 Notification of Meter Information to MPAS.	Electronic or other method, as agreed
31.6.9	Immediately following 31.6.8 or 31.6.10.	Perform validation checks and send response. If response is 'Accepted', proceed to 31.6.11, otherwise proceed to 31.6.10.	ERDA	MOA Electricity Supplier	D0312 Notification of Meter Information to MPAS with MOP Flow Response Code populated.	Electronic or other method, as agreed
31.6.10	Within 5WDs of 31.6.9.	Where the rejection is of a type the MOA can resolve without involving other industry parties, send a corrected D0312. If the MOA needs to involve other industry parties to resolve the issue,	MOA	ERDA	D0312 Notification of Meter Information to MPAS.	Electronic or other method, as agreed

		then reasonable endeavours shall apply. Proceed to 31.6.9.				
31.6.11	If required and no valid meter register reading received within 10 WDs of the removal.	Request final meter register reading.	NHHDC	MOA Electricity Supplier		Electronic or other method, as agreed
31.6.12	Within 10 WDs of 31.6.11.	Send final meter register reading.	MOA Electricity Supplier	NHHDC	D0010 Meter Readings	Electronic or other method, as agreed

32 Metering Asset Exchange / Reconfiguration

32.1 This process covers scenarios where the same MOA installs and removes the Metering Asset and there is no associated change of MOA.

32.2 Prior to the replacement of an electricity Metering Asset, a de-energisation shall be carried out in accordance with Paragraph 37.

32.3 If the Metering Asset cannot be exchanged, reconfigured or replaced at the appointed time, the MOA shall liaise with the Energy Supplier to agree the way forward.

32.4 Where a Half Hourly Metering Asset is reconfigured or replaced the process below will be followed:

Ref	When	Action	From	To	Information Required	Method
For HHDC Serviced Metering Asset						
32.4.1	As required.	Request Metering Asset replacement or reconfiguration	Electricity Supplier	MOA	Credit Meter D0142 Request for Installation or Changes to a Metering System Functionality or the	Electronic or other method, as agreed

Commented [HT36]: R0192 housekeeping amendment

					Removal of all Meters. Prepayment Meter D0194 for key meters D0216 for token meters	
32.4.2	If request rejected and within 2 WD of 32.4.1.	Reject request for Metering Asset removal.	MOA	Electricity Supplier	P0211 Site Visit Rejection including reason for rejection	Electronic or other method, as agreed
32.4.3	If request accepted and within 3 WD of 32.4.1 and before data collection date or as the MOA sees necessary. The need to replace or reconfigure the Metering Asset could also be from BSC Metering Code of Practice 4 requirements, Ofgem or Consumer driven.	Agree with HHDC to collect final HH Metered Data	MOA	HHDC	D0005 Instruction on Action	Electronic or other method, as agreed
32.4.4	On the date and time agreed on 32.4.3.	Collect final HH Metered Data	HHDC			Internal Process
32.4.5	Immediately following 32.4.4.	Confirm final HH Metered Data	HHDC	MOA	The MOA will telephone the HHDC when the MOA is on site. Following the HHDC collecting the data, the	Telephone

					HHDC will provide confirmation to the MOA	
32.4.6	Immediately following 32.4.5.	<p>Note final meter register reading, if available</p> <p>If final HH Metered Data was not uploaded by the HHDC, download final HH Metered Data, if available.</p> <p>Reconfigure Metering Asset or replace and energise Metering Asset</p> <p>If replacement includes measurement transformers, commission in accordance with BSC Metering Code of Practice 4 and proceed as per Paragraph 30.6 or 30.7.</p> <p>Note initial meter register reading.</p>	MOA (or its EMO)		Internal Process	N/A
32.4.7	Within 5 WD of the replacement / reconfiguration of the Metering Asset.	Send final meter register reading for replaced / reconfigured Metering Asset or notification that the meter register reading was not obtainable.	MOA	Electricity Supplier HHDC DNO	D0010 Meter Readings or D0002 Fault Resolution Report or Request for Decision on Further Action.	Electronic or other method, as agreed
32.4.8	Within 5 WD of the replacement / reconfiguration of the Metering Asset.	Send initial meter register reading for replacement Metering Asset /new configuration.	MOA	HHDC	D0010 Meter Readings	Electronic or other method, as agreed

32.4.9	Within 5 WD of the replacement / reconfiguration of the Metering Asset.	Send Meter Technical Details for replacement Metering Asset /new configuration.	MOA	Electricity Supplier HHDC DNO	D0268 Half Hourly Meter Technical Details If site is Complex Site, send Complex Site Supplementary Information Form (see Appendix 2).	Electronic or other method, as agreed
32.4.10	At the same time as 32.4.7.	Send the relevant meter information changes.	MOA	ERDA	D0312 Notification of Meter Information to MPAS.	Electronic or other method, as agreed
32.4.11	Immediately following 32.4.10 or 32.4.12.	Perform validation checks and send response. If D0312 response is 'Accepted' proceed to 32.4.13, otherwise proceed to 32.4.12.	ERDA	MOA Electricity Supplier	D0312 Notification of Meter Information to MPAS with MOP Flow Response Code populated.	Electronic or other method, as agreed
32.4.12	Within 5 WDs of 32.4.11.	Where the rejection is of a type the MOA can resolve without involving other industry parties, send a corrected D0312. If the MOA needs to involve other industry parties to resolve the issue, then reasonable endeavours shall apply. Proceed to 32.4.11.	MOA	ERDA	D0312 Notification of Meter Information to MPAS.	Electronic or other method, as agreed
32.4.13	In accordance with	Prove Metering Asset.	MOA	HHDC	Refer to Paragraph 42.	Not Defined

Paragraph 42.						
For Supplier Serviced Metering Asset (when MOA (or its EMO) replaces the meter)						
32.4.14	As required.	Request Metering Asset replacement.	Electricity Supplier	MOA For Supplier-Serviced Metering Systems, the Electricity Supplier shall Appoint a NHH MOA.	Credit Meter D0142 Request for Installation or Changes to a Metering System Functionality or the Removal of all Meters. Prepayment Meter D0194 for key meters D0216 for token meters	Electronic or other method, as agreed
32.4.15	If request rejected and within 5 WD of 32.4.14.	Reject request for Metering Asset replacement and restart process if required.	MOA	Electricity Supplier	P0211 Site Visit Rejection including reason for rejection	Electronic or other method, as agreed
32.4.16	On replacement.	Contact Electricity Supplier to retrieve final Half Hourly and cumulative readings remotely. Replace meter. Contact Electricity Supplier to retrieve initial cumulative reading remotely.	MOA (or its EMO)		Internal Process	N/A
32.4.17	On replacement.	Take final readings from meter, configure replacement meter (as required) and take initial	Electricity Supplier		Internal Process	N/A

		readings.				
32.4.18	If Time of Use registers configured remotely and in time to allow the MOA to distribute Meter Technical Details within 10 WD of 32.4.16.	Send meter configuration details. The Electricity Supplier will ensure that only the latest version of the configuration for the day is sent to the MOA. If the Electricity Supplier is unable to configure the meter (for example, due to a communications failure), the SSC and TPR will be defaulted to a single-rate default. The TPR shall be mapped to the total Import register.	Electricity Supplier	MOA	D0367 Smart Meter Configuration Details (or alternative method, as agreed bilaterally between the Electricity Supplier and MOA).	Electronic or other method, as agreed
32.4.19	Within 10 WD of 32.4.14.	Send Meter Technical Details for replacement meter and notify removal of old meter.	MOA	Electricity Supplier DNO	D0150 Non Half-hourly Meter Technical Details. D0149 Notification of Mapping Details.	Electronic or other method, as agreed
32.4.20	At the same time as 32.4.19.	Send the relevant meter information.	MOA	ERDA	D0312 Notification of Meter Information to MPAS.	Electronic or other method as agreed.
32.4.21	Immediately following 32.4.19 or 32.4.22.	Perform validation checks and send response D0312. If D0312 response is "Accepted", proceed to 32.4.23, otherwise	ERDA	MOA Electricity Supplier	D0312 Notification of Meter Information to MPAS with MOP Flow Response Code populated.	Electronic or other method as agreed.

		proceed to 32.4.22.				
32.4.22	Within 5 WDs of 32.4.21.	Where the rejection is of a type the MOA can resolve without involving other industry parties, send a corrected D0312. If the MOA needs to involve other industry parties to resolve the issue, then reasonable endeavours shall apply. Proceed to 32.4.21.	MOA	ERDA	D0312 Notification of Meter Information to MPAS.	Electronic or other method as agreed.
32.4.23	Within 10 WDs of 32.4.14.	Send notification of removal of old meter.	MOA	MAP of removed meter	D0303 Notification of Meter Operator, - Supplier and Metering Assets installed/removed by the MOP to the MAP	Electronic or other method, as agreed
For Supplier Serviced Metering Asset (when Electricity Supplier reconfigures the meter)						
32.4.24	If Time of Use registers configured remotely.	Send meter configuration details. The Electricity Supplier will ensure that only the latest version of the configuration for the day is sent to the MOA. If the Time of Use registers are not configured to a valid Standard Settlement Configuration (as defined in MDD), the Electricity Supplier will notify a single rate	Electricity Supplier	MOA	D0367 Smart Meter Configuration Details (or alternative method, as agreed bilaterally between the Electricity Supplier and MOA).	Electronic or other method, as agreed

		Standard Settlement Configuration.				
32.4.25	Within 10 WD of 32.4.19.	Send Meter Technical Details for replacement meter.	MOA	Electricity Supplier DNO	D0150 Non Half-hourly Meter Technical Details. D0149 Notification of Mapping Details.	Electronic or other method, as agreed

DNO Replaces Half Hourly Metering Asset for safety reasons

32.5 Where a Half Hourly Metering Asset is reconfigured or replaced by the Distribution Network Operator, the process below will be followed:

Ref	When	Action	From	To	Information Required	Method
32.5.1	As required.	Send request to replace Metering Asset.	Electricity Supplier	DNO	Request site visit.	Electronic or other method, as agreed.
32.5.2	If request rejected, as soon as possible after 32.5.1.	Send notification of rejection including the reason why the request has been rejected.	DNO	Electricity Supplier	P0211 Site Visit Rejection. (Go to 32.5.1 if required)	Electronic or other method, as agreed.
32.5.3	On the date requested or agreed in 32.5.1 or as the DNO sees necessary.	Note final meter register reading, if available. Replace and energise Metering Asset. If replacement includes measurement transformers, commission in accordance with BSC Metering Code of Practice 4 and	DNO		Internal Process.	N/A

		proceed as per Paragraph 30.6 or 30.7. Note initial meter register reading.				
32.5.4	Within 5 WD of 32.5.3.	Send final meter register reading or notification that meter register reading not obtainable. Send initial meter register reading and Meter Technical Details for replacement Metering Asset.	DNO Since the DNO is operating as part of an Urgent Metering Service, he shall interface with the MOA who shall be responsible for notifying the Electricity Supplier and the HHDC of the action taken.	MOA	D0010 Meter Readings or D0002 Fault Resolution Report or Request for Decision on Further Action. D0268 Half Hourly Meter Technical Details. If site is Complex Site, send Complex Site Supplementary Information Form (see Appendix 2). D0010 Meter Readings.	Electronic or other method, as agreed.
32.5.5	Within 5 WD of 32.5.4.	Send final meter register reading or notification that meter register reading not obtainable.	MOA	HHDC	D0010 Meter Readings or D0002 Fault Resolution Report or Request for Decision on Further Action.	Electronic or other method, as agreed.
32.5.6	At the same time as 32.5.5.	Send initial meter register reading for replacement Metering Asset.	MOA	Electricity Supplier	D0268 Half Hourly Meter Technical	Electronic or other method, as

		Send Meter Technical Details for replacement Metering Asset.		HHDC	Details. If site is Complex Site, send Complex Site Supplementary Information Form (see Appendix 2).	agreed.
32.5.7	At the same time as 32.5.5.	Send the relevant meter information changes.	MOA	ERDA	D0312 Notification of Meter Information to MPAS.	Electronic or other method as agreed.
32.5.8	Immediately following 32.5.7 or 31.5.9.	Perform validation checks and send response. If response is "Accepted" proceed to 32.5.10, otherwise proceed to 32.5.9.	ERDA	MOA Electricity Supplier	D0312 Notification of Meter Information to MPAS	Electronic or other method, as agreed.
32.5.9	Within 5 WDs of 32.5.8.	Where the rejection is of a type the MOA can resolve without involving other industry parties, send a corrected D0312. If the MEM needs to involve other industry parties to resolve the issue, then reasonable endeavours shall apply. Proceed to 32.5.8.	MOA	ERDA	D0312 Notification of Meter Information to MPAS.	Electronic or other method, as agreed.
32.5.10	In accordance with Paragraph 42.	Prove Metering Asset.	MOA	HHDC	Refer to Paragraph 42.	Electronic or other method, as agreed.

Electricity MOA (Non Half Hourly)

32.6 Where a Non Half Hourly Metering Asset is reconfigured or replaced the process below will be followed:

Ref	When	Action	From	To	Information Required	Method
For all Non Half Hourly meters other than Smart Metering System (and or Smart Metering Systems locally configured by the MOA, other than as part of a meter replacement						
32.6.1	As required and at least 10WDs before 32.6.3. This step could be completed in shorter timescales where the Electricity Supplier and MOA have reached mutual agreement.	Request Metering Asset replacement or reconfiguration.	Electricity Supplier	MOA	Credit Meter D0142 Request for Installation or Changes to a Metering System Functionality or the Removal of all Meters. Prepayment Meter D0194 for key meters D0216 for token meters	Electronic or other method, as agreed
32.6.2	If request rejected and within 5 WD of 32.6.1.	Reject request for Metering Asset removal and restart process if required.	MOA	Electricity Supplier	P0211 Site Visit Rejection including reason for rejection	Electronic or other method, as agreed
32.6.3	On the date and time requested in 32.6.1 or as the sees necessary. If replacement includes measurement transformers, commission in accordance with BSC Metering Code of Practice 4 and proceed as per Paragraph 30.6 or 30.7.	Note final meter register reading, if available. Reconfigure Metering Asset or replace and energise Metering Asset. Note initial meter register reading.	MOA (or its EMO)		Internal Process	N/A

Commented [HT37]: R0192 housekeeping amendment

32.6.4	Within 10 WD of the replacement / reconfiguration of the Metering Asset.	Send final meter register reading for replaced / reconfigured Metering Asset or notification that the meter register reading was not obtainable.	MOA	NHHDC	D0010 Meter Readings or D0002 Fault Resolution Report or Request for Decision on Further Action	Electronic or other method, as agreed
32.6.5	Within 10 WD of the replacement / reconfiguration of the Metering Asset.	Send initial meter register reading for replacement Metering Asset /new configuration.	MOA	NHHDC	D0010 Meter Readings	Electronic or other method, as agreed
32.6.6	Within 10 WD of the replacement / reconfiguration of the Metering Asset.	<p>Send Meter Technical Details for replacement Metering Asset /new configuration.</p> <p>Whenever installing new, replacement or re-configured meters or carrying out work requiring re-registration of the Metering Asset, the MOA shall ensure that the meter registers are clearly labelled and that the Data Item J0010 'Meter Register Id' in all relevant Market Messages (e.g. D0149 & D0150) accurately reflects the identifiers of the meter registers themselves.</p>	MOA	<p>Electricity Supplier</p> <p>NHHDC</p> <p>DNO</p>	<p>D0149 Notification of Mapping Details</p> <p>D0150 Non Half Hourly Meter Technical Details.</p> <p>D0313 Auxiliary Meter Technical Details</p> <p>The MOA must send a D0313 in all cases where the MOA sends a D0150 and where the meter type is either NCAMR, RCAMR or RCAMY, except where there are no meters at the Metering Point and/or all meters have been removed, in which case only the D0150 is sent. The MOA must send a D0149 / D0150 in all cases where the MOA sends a D0313.</p>	Electronic or other method, as agreed

32.6.7	Within 10 WD of the replacement / reconfiguration of the Metering Asset.	Send notification of removal of old meter.	MOA	MAP (removed meter)	D0303 Notification of Meter Operator, Supplier and Metering Assets installed/removed by the MOP to the MAP.	Electronic or other method, as agreed
32.6.8	Within 10 WD of the replacement / reconfiguration of the Metering Asset.	Send notification of installation of new meter.	MOA	MAP (installed meter)	D0303 Notification of Meter Operator, Supplier and Metering Assets installed/removed by the MOP to the MAP.	Electronic or other method, as agreed
32.6.9	Within 10 WD of the replacement / reconfiguration of the Metering Asset.	Send the relevant meter information changes.	MOA	ERDA	D0312 Notification of Meter Information to MPAS.	Electronic or other method, as agreed
32.6.10	Immediately following 32.6.9 or 32.6.11.	Perform validation checks and send response. If D0312 response is 'Accepted' proceed to 32.6.12, otherwise proceed to 32.6.11.	ERDA	MOA Electricity Supplier	D0312 Notification of Meter Information to MPAS.	Electronic or other method, as agreed
32.6.11	Within 5 WDs of 32.6.10.	Where the rejection is of a type the MOA can resolve without involving other industry parties, send a corrected D0312. If the MOA needs to involve other industry parties to resolve the issue, then reasonable endeavours shall apply. Proceed to 32.6.10.	MOA	ERDA	D0312 Notification of Meter Information to MPAS.	Electronic or other method, as agreed

32.6.12	If no valid meter register reading(s) received 10WDs of the replacement / reconfiguration and initial and / or final reading required.	Request initial and / or final meter register reading.	NHHDC	MOA Electricity Supplier		Post / Fax / Email
32.6.13	Within 10 WDs of 32.6.9.	Send initial and / or final meter register reading.	MOA / Electricity Supplier	NHHDC	D0010 Meter Readings	Electronic or other method, as agreed
When Electricity Supplier configures a Smart Metering System (other than as part of a meter installation or of meter replacement)						
32.6.14	As required	Take final readings for the old configuration. Reconfigure the Smart Metering System. Take initial readings for the new configuration.	Electricity Supplier		Internal process	N/A
32.6.15	In time to allow the MOA to distribute Meter Technical Details within 10 WDs of 32.6.14.	Send Smart Metering System configuration details. The Electricity Supplier will ensure that only the latest version of the configuration for the day is sent to the MOA.	Electricity Supplier	MOA	D0367 Smart Meter Configuration Details (or alternative method, as agreed bilaterally between the Electricity Supplier and MOA).	Electronic or other method, as agreed
32.6.16	Within 10 WD of reconfiguration.	Send final reading(s) for old configuration and initial reading(s) for new configuration.	Electricity Supplier	NHHDC	D0010 Meter Readings	Electronic or other method, as agreed
32.6.17	Within 10 WD of reconfiguration.	Send Meter Technical Details for new configuration.	MOA	NHHDC Electricity	D0150 Non-Half-hourly Meter Technical Details. D0149 Notification of Mapping	Electronic or other method, as agreed

Commented [HT38]: R0192 housekeeping amendment

				Supplier DNO	Details.	
When MOA installs a Smart Metering System as a replacement for either a non-smart or Smart Metering System						
32.6.18	As required and at least 10WDs before 32.6.20.	Send request to replace Metering Asset.	Electricity Supplier	MOA	Credit Meter D0142 Request for Installation or Changes to a Metering System Functionality or the Removal of all Meters. Prepayment Meter D0194 for key meters D0216 for token meters	Electronic or other method, as agreed
32.6.19	If request rejected and within 5 WD of 32.6.18.	Reject request for Metering Asset replacement and restart process if required.	MOA	Electricity Supplier	P0211 Site Visit Rejection including reason for rejection	Electronic or other method, as agreed
32.6.20	On the date and time requested in 32.6.18.	Take final reading(s) if replaced meter is not smart. If replaced meter is smart, take final reading(s) as agreed with Electricity Supplier or contact Electricity Supplier to retrieve reading(s) remotely. Replace Metering Asset.	MOA (or its EMO)		Internal Process	N/A

		Take initial meter register reading(s) as agreed with Electricity Supplier or contact Electricity Supplier to retrieve reading(s) remotely.				
32.6.21	Optionally, by arrangement with Electricity Supplier, and in timescales agreed with Electricity Supplier.	Send final/initial meter register reading(s) (readings will be sent as a contingency against delays in the Electricity Supplier obtaining a remote reading and, where the register configuration for the new meter is unknown, will consist of a reading from the total cumulative register).	MOA	Electricity Supplier	D0010 Meter Readings	Electronic or other method, as agreed
32.6.22	As required.	Take final reading(s) from replaced Smart Metering System, configure replacement meter and take initial readings.	Electricity Supplier		Internal process	N/A
32.6.23	If replacement meter configured remotely and in time to allow the MOA to distribute Meter Technical Details within 10 WD of 32.6.22.	Send Smart Metering System configuration details. The Electricity Supplier will ensure that only the latest version of the configuration for the day is sent to the MOA.	Electricity Supplier	MOA	D0367 Smart Meter Configuration Details (or alternative method, as agreed bilaterally between the Electricity Supplier and MOA)	Electronic or other method, as agreed
32.6.24	Within 10 WD of reconfiguration.	Send final and initial meter register reading(s) (as remotely collected by the Electricity Supplier unless any readings provided by the MOA are required as a 'backstop').	Electricity Supplier	NHHDC	D0010 Meter Readings	Electronic or other method, as agreed

32.6.25	Within 10 WD of reconfiguration.	Send Meter Technical Details for new meter and notification of removal of old meter.	MOA	NHHDC Electricity Supplier DNO	D0150 Non Half-hourly Meter Technical Details. D0149 Notification of Mapping Details.	Electronic or other method, as agreed
32.6.26	Within 10 WD of reconfiguration.	Send notification of removal of old meter.	MOA	MAP (removed meter)	D0303 Notification of Meter Operator, Supplier and Metering Assets installed/removed by the MOP to the MAP.	Electronic or other method, as agreed
32.6.27	Within 10 WD of reconfiguration.	Send notification of installation of new meter.	MOA	MAP (installed meter)	D0303 Notification of Meter Operator, Supplier and Metering Assets installed/removed by the MOP to the MAP.	Electronic or other method, as agreed
32.6.28	Within 10 WD of reconfiguration.	Send relevant meter information changes.	MOA	ERDA	D0312 Notification of Meter Information to MPAS.	Electronic or other method, as agreed
32.6.29	Immediately following 32.6.28 or 32.6.30.	Perform validation checks and send response. If D0312 response is 'Accepted' proceed to 32.6.31, otherwise proceed to 32.6.30.	ERDA	MOA Electricity Supplier	D0312 Notification of Meter Information to MPAS with MOP Flow Response Code populated.	Electronic or other method, as agreed
32.6.30	Within 5 WDs of 32.6.29.	Where the rejection is of a type the MOA can resolve without involving other industry parties, send a corrected D0312.	MOA	ERDA	D0312 Notification of Meter Information to MPAS.	Electronic or other method, as agreed

		If the MOA needs to involve other industry parties to resolve the issue, then reasonable endeavours shall apply. Proceed to 32.6.29.				
Following reconfiguration or replacement of a Smart Metering System						
32.6.31	If no valid meter register reading(s) received 10 WD of the replacement / reconfiguration and initial and / or final reading required.	Request initial and / or final readings.	NHHDC	Electricity Supplier		Post / Fax / Email
32.6.32	Within 10 WDs of 32.6.31.	Send initial and / or final meter register reading.	Electricity Supplier	NHHDC	D0010 Meter Readings	Electronic or other method, as agreed
32.6.33	Within 10 WDs of 32.6.31.	Send relevant meter information changes.	MOA	ERDA	D0312 Notification of Meter Information to MPAS.	Electronic or other method, as agreed
32.6.34	Immediately following 32.6.33 or 32.6.35.	Perform validation checks and send response. If D0312 response is 'Accepted' end process, otherwise proceed to 32.6.35.	ERDA	MOA Electricity Supplier	D0312 Notification of Meter Information to MPAS with MOP Flow Response Code populated.	Electronic or other method, as agreed
32.6.35	Within 5 WDs of 31.6.34.	Where the rejection is of a type the MOA can resolve without involving other industry parties, send a corrected D0312.	MOA	ERDA	D0312 Notification of Meter Information to MPAS.	Electronic or other method, as agreed

		<p>If the MOA needs to involve other industry parties to resolve the issue, then reasonable endeavours shall apply.</p> <p>Proceed to 32.6.34.</p>				
--	--	--	--	--	--	--

DNO Replaces Non Half Hourly Metering Asset for safety reasons / urgent metering services

32.7 Where a Non Half Hourly Metering Asset is reconfigured or replaced by the Distribution Network Operator, the process below will be followed:

Ref	When	Action	From	To	Information Required	Method
32.7.1	<p>As required.</p> <p>This may be a standing arrangement between the Electricity Supplier and Distribution Network Operator and in practise, steps 32.7.1 and 32.7.2 may not occur.</p>	Send request to reconfigure or replace Metering Asset.	Electricity Supplier	DNO	Request site visit.	Electronic or other method, as agreed.
32.7.2	If request rejected, as soon as possible after 32.7.1.	Send notification of rejection including the reason why the request has been rejected.	DNO	Electricity Supplier	P0211 Site Visit Rejection.	Electronic or other method, as agreed.
32.7.3	On the date requested or agreed in 32.7.1 or as the DNO sees necessary.	<p>Note final meter register reading, if available.</p> <p>Replace and energise Metering Asset.</p>	DNO		Internal Process.	N/A

		If replacement includes measurement transformers, commission in accordance with BSC Metering Code of Practice 4 and proceed as per Paragraph 30. Note initial meter register reading.				
32.7.4	Within 10 WD of 32.7.3.	Send final meter register reading or notification that meter register reading not obtainable. Send initial meter register reading and Meter Technical Details for replacement Metering Asset.	DNO Since the DNO is operating as part of an Urgent Metering Service, he shall interface with the MEM who shall be responsible for notifying the Electricity Supplier and the HHDC of the action taken.	MOA	D0010 Meter Readings or D0002 Fault Resolution Report or Request for Decision on Further Action. D0149 Notification of Mapping Details. D0150 Non Half-hourly Meter Technical Details. D0010 Meter Readings.	Electronic or other method, as agreed.
32.7.5	Within 10 WD of 32.7.4.	Send final meter register reading or notification that meter register reading not obtainable.	MOA	NHHDC	D0010 Meter Readings or D0002 Fault Resolution Report or Request for Decision on Further Action.	Electronic or other method, as agreed.
32.7.6	At the same time as 32.7.5.	Send initial meter register reading for replacement Metering Asset. Send Meter Technical Details for replacement Metering Asset.	MOA	Electricity Supplier NHHDC	D0010 Meter Readings D0149 Notification of Mapping Details. D0150 Non Half-hourly Meter Technical Details.	Electronic or other method, as agreed.

32.7.7	At the same time as 32.7.5.	Send notification of removal of old meter.	MOA	MAP (removed meter)	D0303 Notification of Meter Operator, Supplier and Metering Assets installed/removed by the MOP to the MAP.	Electronic or other method, as agreed
32.7.8	At the same time as 32.7.5.	Send notification of installation of new meter	MOA	MAP (installed meter)	D0303 Notification of Meter Operator, Supplier and Metering Assets installed/removed by the MOP to the MAP.	Electronic or other method, as agreed
32.7.9	At the same time as 31.7.5.	Send the relevant meter information changes.	MOA	ERDA	D0312 Notification of Meter Information to MPAS.	Electronic or other method as agreed.
32.7.10	Immediately following 32.7.9 or 31.7.11.	Perform validation checks and send response. If response is "Accepted" end process 32.7.12 , otherwise proceed to 32.7.11.	ERDA	MOA Electricity Supplier	D0312 Notification of Meter Information to MPAS	Electronic or other method, as agreed.
32.7.11	Within 5 WDs of 32.7.10.	Where the rejection is of a type the MOA can resolve without involving other industry parties, send a corrected D0312. If the MOA needs to involve other industry parties to resolve the issue, then reasonable endeavours shall apply. Proceed to 32.7.10.	MOA	ERDA	D0312 Notification of Meter Information to MPAS.	Electronic or other method, as agreed.

Commented [HT39]: R0192 housekeeping amendment

33 Switch with Concurrent Change of MOA

33.1 This process covers a change in MOA which occurs at the same time as a Switch.

33.2 The Switch process is set out in the Registration Services Schedule. Some (but not necessarily all) of the switching processes have been included in the interface tables to highlight the interactions between the Switch process, the Appointment of MOAs and the provision of meter details.

33.3 Wherever possible, Energy Suppliers shall seek to avoid installation or exchange of a new meter at an RMP if it has been agreed between the Losing Supplier and Gaining Supplier that the Switch that took place was erroneous.

33.4 Where a Switch is initiated for a Half Hourly Metering Point the process below will be followed:

Ref	When	Action	From	To	Information Required	Method
33.4.1	If required.	Send agent appointment. Where a Switch does not take place, the Gaining Supplier shall cancel the MOA Appointment by sending a D0151 Termination of Appointment or Contract by Supplier. If a MOA acted as the MOA for the previous Electricity Supplier for the relevant Metering Point , the MOA should treat the notification of cancellation, where 'Termination Reason' = 'LC', as a reinstatement of its Appointment with the previous Electricity Supplier , unless a D0151 has been received from the previous Electricity Supplier .	Gaining Supplier	Gaining MOA For Supplier-Serviced Metering Systems, the Electricity Supplier shall Appoint a NHH MOA.	D0155 Notification of Meter Operator or Data Collector Appointment and Terms	Electronic or other method, as agreed
33.4.2	If appointment rejected and within 2WD of 33.4.1.	Reject agent appointment and restart process if required.	Gaining MOA	Gaining Supplier	D0261 Rejection of Agent Appointment including reason	Electronic or other

					for rejection	method, as agreed
33.4.3	If appointment accepted and within 2WD of 33.4.1.	Accept agent appointment.	Gaining MOA	Gaining Supplier	D0011 Agreement of Contractual Terms	Electronic or other method, as agreed
33.4.4	By Gaining Supplier Effective From Date	Send agent de-appointment	Losing Supplier	Losing MOA	D0151 Termination of Appointment or Contract by Supplier	Electronic or other method, as agreed
33.4.5	If de-appointment rejected and within 5WD of 33.4.4.	Reject agent de-appointment. Note that rejection of de-appointment shall only occur if the Losing MOA has a contract with the Consumer.	Losing MOA	Losing Supplier	Not defined	Not defined
33.4.6	Within 1WD of 33.4.3. Note that if there is also a concurrent change of HHDC , the Gaining Supplier shall send the D0148 once the D0011 from both the MOA and the HHDC has been received and within 1WD of the receipt of the latter D0011 .	Send notification of HHDC and current MOA. The D0302 to the HHDC is optional for Supplier Serviced Metering Asset.	Gaining Supplier	Gaining MOA HHDC	D0148 Notification of Change to Other Parties. D0302 Notification of Customer Details	Electronic or other method, as agreed
33.4.7	With 1WD of 33.4.6.	Request Meter Technical Details.	Gaining MOA	Losing MOA	D0170 Request for Metering System Related Details	Electronic or other method, as agreed

For HHDC Serviced Metering Assets						
33.4.8	Within 2WD on 33.4.7.	<p>Send Meter Technical Details.</p> <p>Where the current MOA has been instructed to send Meter Technical Details to a new MOA, and there is a change to Meter Technical Details, the current MOA shall send the revised Meter Technical Details to the new MOA until such a time as the current MOA is no longer responsible for the Meter Technical Details.</p> <p>If required, and at any time after the effective date of the MOA's Appointment (and only for Metering Points first registered after 6 November 2008), the MOA may request Site Technical Details by sending a D0170 'Request for Metering System Related Details' if Measurement Transformer Ratios and Class details have not been received or need to be confirmed. The Distribution Network Operator shall respond within 5 WD of such requests by sending a D0215 'Provision of Site Technical Details' or D0382 'Rejection Response for Request to Distribution</p>	Losing MOA	Gaining MOA	<p>D0268 Half Hourly Meter Technical Details</p> <p>If site is Complex Site, send Complex Site Supplementary Information Form (see Appendix 2).</p>	Electronic or other method, as agreed

		<p>Network Operator for Site Technical Details' either by electronic means or by another method, as agreed with the MOA. The MOA shall determine any appropriate course of action within 2 WD of receiving this information.</p> <p>The Meter Technical Details, in the form of the D0268 flow, is to be sent under all circumstances, even if no Metering Asset is present on site, unless the MOA does not have sufficient information to fully populate group 01A of the flow, in which case D0268 will not be sent. Additionally, the D0268 flow would not be sent in the context of Switch /Change of Agent scenarios on 'New Connections' (if no D0215 'Provision of Site Technical Details' flows had been received by MOA from Distribution Networks Operators) or 'Change of Measurement Class from NHH to HH' scenarios (if there was insufficient information available to fully populate group 01A due to site changes).</p>				
33.4.9	Following 33.4.8.	Send commissioning information.	Losing	Gaining MOA	D0383 Notification of	Electronic

			MOA		Commissioning information D0384 Notification of Commissioning status D0384 Notification of Commissioning Status is to be sent when a defect or omission exists that has prevented completion of commissioning prior to the change of MOA. The Gaining MOA must resolve the defect or omission as soon as possible following receipt of D0384 .	or other method, as agreed
33.4.10	Within 5 WD of 33.4.8.	Send Meter Technical Details. The Meter Technical Details , in the form of the D0268 flow, is to be sent under all circumstances, even if no Metering Asset is present on site , unless the MOA does not have sufficient information to fully populate group 01A of the flow, in which case D0268 will not be sent. Additionally, the D0268 flow would not be sent in the context of Switch /Change of Agent scenarios on 'New Connections' (if no D0215 'Provision of Site Technical Details' flows had been received by MOA from	Gaining MOA	Gaining Supplier HHDC DNO	D0268 Half Hourly Meter Technical Details If site is Complex Site, send Complex Site Supplementary Information Form (see Appendix 2).	Electronic or other method, as agreed

		Distribution Networks Operators) or 'Change of Measurement Class from NHH to HH ' scenarios (if there was insufficient information available to fully populate group 01A due to site changes).				
33.4.11	Following 33.4.10.	Send commissioning information.	Gaining MOA	Gaining Supplier	D0384 Notification of Commissioning status	Electronic or other method, as agreed
33.4.12	In accordance with Paragraph 42.	If Meter Technical Details manually intervened or there has been a key field change, prove Metering Asset.	Gaining MOA	HHDC	In accordance with Paragraph 42.4.	Electronic or other method, as agreed
For Supplier Serviced Metering Asset						
33.4.13	Within 1 WD of configuration or within 1 WD of the Supply Effective From Date as applicable.	Send Smart Metering System configuration details. If unable to re-configure the Time of Use registers, or no re-configuration required, the Electricity Supplier will notify the existing configuration details, where known. If the Time of Use registers are not configured to a valid Standard Settlement Configuration (as defined in MDD), or the Electricity Supplier is unable to determine the current configuration, the Electricity Supplier will notify a single rate SSC.	Gaining Supplier	Gaining MOA	D0367 Smart Meter Configuration Details (or alternative method, as agreed bilaterally between the Electricity Supplier and MEM)	Electronic or other method, as agreed

33.4.14	Within 5 WD of 33.4.7.	<p>Send Meter Technical Details.</p> <p>Where the current MOA has been instructed to send Meter Technical Details to a new MOA, and there is a change to Meter Technical Details, the current MOA shall send the revised Meter Technical Details to the new MOA until such a time as the current MOA is no longer responsible for the Meter Technical Details.</p> <p>If required, and at any time after the effective date of the MOA's Appointment (and only for Metering Points first registered after 6 November 2008), the MOA may request Site Technical Details by sending a D0170 'Request for Metering System Related Details' if Measurement Transformer Ratios and Class details have not been received or need to be confirmed. The Distribution Network Operator shall respond within 5 WD of such requests by sending a D0215 'Provision of Site Technical Details' or D0382 'Rejection Response for Request to Distribution Network Operator for Site Technical</p>	Losing MOA	Gaining MOA	<p>D0149 Notification of Mapping Details.</p> <p>D0150 Non-Half-hourly Meter Technical Details.</p> <p>Electronic</p>	Electronic or other method, as agreed
---------	------------------------	--	------------	-------------	---	---------------------------------------

		Details' either by electronic means or by another method, as agreed with the MOA. The MOA shall determine any appropriate course of action within 2 WD of receiving this information.				
33.4.15	Within 5 WDs of 33.4.14.	Send Meter Technical Details.	Gaining MOA	Gaining Supplier DNO	D0149 Notification of Mapping Details. D0150 Non Half-hourly Meter Technical Details. Electronic	Electronic or other method, as agreed

33.5 Where a Switch is initiated for a Non Half Hourly Metering Point the process below will be followed:

Ref	When	Action	From	To	Information Required	Method
33.5.1	If required.	Send agent appointment Where a Switch does not take place, the Gaining Supplier shall cancel the MOA Appointment by sending a D0151 Termination of Appointment or Contract by Supplier. If a MOA acted as the MOA for the previous Electricity Supplier for the relevant Metering Point , the MOA should treat the notification of cancellation, where 'Termination Reason' = 'LC', as a reinstatement of its Appointment with the previous	Gaining Supplier	Gaining MOA For Supplier-Served Metering Systems, the Electricity Supplier shall Appoint a NHH MOA .	D0155 Notification of Meter Operator or Data Collector Appointment and Terms	Electronic or other method, as agreed

		Electricity Supplier , unless a D0151 has been received from the previous Electricity Supplier . The Electricity Supplier will notify the Gaining MOA if the Metering Asset has a DCC-Enrolled Smart Metering System.				
33.5.2	If appointment rejected and within 2WD of 33.5.1.	Reject agent appointment and restart process if required. Proceed to 33.5.1 if required.	Gaining MOA	Gaining Supplier	D0261 Rejection of Agent Appointment including reason for rejection	Electronic or other method, as agreed
33.5.3	If appointment accepted and within 2 WD of 33.5.1.	Accept agent appointment.	Gaining MOA	Gaining Supplier	D0011 Agreement of Contractual Terms	Electronic or other method, as agreed
33.5.4	By Gaining Supplier Effective From Date	Send agent de-appointment.	Losing Supplier	Losing MOA	D0151 Termination of Appointment or Contract by Supplier	Electronic or other method, as agreed
33.5.5	If de-appointment rejected and within 5WD of 33.5.4.	Reject agent de-appointment. Note that rejection of de-appointment shall only occur if the Losing MOA has a contract with the Consumer.	Losing MOA	Losing Supplier	Not Defined	Not Defined
33.5.6	If de-appointment accepted and within 5 WDs of 33.5.4.	Send notification of de-appointment.	Losing MOA	MAP	D0303 Notification of Meter Operator, Supplier and Metering Assets installed/removed by the MOP to the MAP.	Electronic or other method, as agreed

33.5.7	On appointment of MOA and within 1 WD of 33.5.3.	<p>Send notification of NHHDC and current MOA.</p> <p>Note that if there is also a concurrent change of NHHDC and / or NHHDA, and the Gaining Supplier waits for all D0011 flows before sending a D0148, the Gaining Supplier shall send the D0148 within 1 WD of receipt of all applicable D0011 flows.</p>	Gaining Supplier	Gaining MOA NHHDC	<p>D0148 Notification of Change to Other Parties.</p> <p>D0302 Notification of Customer Details</p>	Electronic or other method, as agreed
33.5.8	Within 2 WD of 33.5.7.	Request Meter Technical Details.	Gaining MOA	Losing MOA	D0170 Request for Metering System Related Details	Electronic or other method, as agreed
33.5.9	Within 2 WD of 33.5.8.	<p>Send Meter Technical Details.</p> <p>The current NHH MOA will send the Meter Technical Details on receipt of a D0170 data flow, irrespective of whether a D0151 'Termination of Appointment or Contract by Supplier' Market Message has been received from the Electricity Supplier. Where no D0151 data flow has been received, the de-appointment date can be derived from the 'Date Action Required By' (J0028) Data Item on the D0170 data flow.</p> <p>The outgoing MOA remains responsible for sending revised</p>	Losing MOA	Gaining MOA	<p>D0149 Notification of Mapping Details.</p> <p>D0150 Non Half-hourly Meter Technical Details</p> <p>The MOA will send the D0150 Non Half-hourly Meter Technical Details to the relevant parties in all cases, even when no meter is present.</p> <p>D0313 Auxiliary Meter Technical Details</p> <p>The MOA must send a D0313 in all cases where the MOA sends a D0150 and where the meter type is either NCAMR, RCAMR or RCAMY, except</p>	Electronic or other method, as agreed

		<p>MTDs where they relate to site activity carried out after their de-appointment date.</p> <p>Where the current MOA has been instructed to send Meter Technical Details to a new MOA, and there is a change to Meter Technical Details, the current MOA shall send the revised Meter Technical Details to the new MOA until such a time as the current MOA is no longer responsible for the Meter Technical Details.</p>			<p>where there are no meters at the Metering Point and/or all meters have been removed, in which case only the D0150 is sent. The MOA must send a D0149 / D0150 in all cases where the MOA sends a D0313</p>	
For Metering Assets which do not comprise a DCC-Enrolled Smart Metering System						
33.5.10	Within 5WD on 33.5.9.	Send Meter Technical Details	Gaining MOA	Gaining Supplier / NHHDC / DNO	<p>D0149 Notification of Mapping Details.</p> <p>D0150 Non Half-hourly Meter Technical Details</p> <p>The MOA will send the D0150 Non Half-hourly Meter Technical Details to the relevant parties in all cases, even when no meter is present.</p> <p>D0313 Auxiliary Meter Technical Details</p> <p>The MEM must send a D0313 in all cases where the MEM sends a D0150 and where the meter type is either NCAMR, RCAMR or RCAMY, except</p>	Electronic or other method, as agreed

Commented [HT40]: R0192 housekeeping amendment

					where there are no meters at the Metering Point and/or all meters have been removed, in which case only the D0150 is sent. The MEM must send a D0149 / D0150 in all cases where the MEM sends a D0313.	
For Metering Assets which do comprise a DCC-Enrolled Smart Metering System						
33.5.11	As soon as possible after midnight UTC on the Supplier Effective From Date.	Configure meter. If the new Electricity Supplier is unable to configure the meter until after the Supplier Effective from Date but is able to do so by Supplier Effective from Date +5WD, for example due to a communications failure, the new Electricity Supplier will re-date any SSC change (and associated) readings to the Supplier Effective from Date. If the new Electricity Supplier is unable to configure the meter until after Supplier Effective from Date +5WD the new Electricity Supplier will use the change of SSC process in BSCP504 and will adopt the Losing Supplier's SSC for the intervening period.	Gaining Supplier		Internal process	N/A
33.5.12	Within 1 WD of 33.5.11.	Send Smart Metering System configuration details.	Gaining Supplier	MOA	D0367 Smart Meter Configuration Details (or alternative method, as agreed	Electronic or other method, as agreed

					bilaterally between the Electricity Supplier and MOA)	
33.5.13	If the Gaining Supplier has been unable to communicate with the Smart Metering System by Supplier Effective from Date +5WD.	Send notification that the process for non DCC Enrolled Smart Metering System should be followed.	Gaining Supplier	Gaining MOA	D0170 Request for Metering System Related Details.	Electronic or other method, as agreed
33.5.14	Where 33.5.13 does not apply, within 1 WD of the later of 33.5.9 and 33.5.12.	Send Meter Technical Details.	Gaining MOA	Gaining Supplier / NHHDC / DNO	D0149 Notification of Mapping Details. D0150 Non Half-hourly Meter Technical Details	Electronic or other method, as agreed

Electricity MOA (No Meter)

33.6 Where a Switch is initiated on a Half Hourly Metering Point the process below will be followed:

Ref	When	Action	From	To	Information Required	Method
33.6.1	By Supply Effective From Date.	Send appointment.	Gaining Supplier	Gaining MOA (For Supplier-Serviced Metering Systems, the Electricity Supplier shall Appoint a NHH MOA)	D0155 Notification of Meter Operator or Data Collector Appointment and Terms	Electronic or other method, as agreed
33.6.2	If appointment rejected and within 5 WD of 33.6.1.	Send notification of rejection of appointment including the reason why the	Gaining MOA	Gaining Supplier	D0261 Rejection of Agent Appointment. (Go to 33.6.1 if required)	Electronic or other method, as agreed

		request has been rejected.				
33.6.3	If appointment accepted and within 5 WD of 33.6.1.	Send notification of acceptance of appointment.	Gaining MOA	Gaining Supplier	D0011 Agreement of Contractual Terms	Electronic or other method, as agreed
33.6.4	Within 5 WDs of notification from MPAS-ERDA or by last date of Electricity Supplier appointment.	Send notification of termination of appointment.	Losing Supplier	Losing MOA	D0151 Termination of Appointment or Contract by Supplier	Electronic or other method, as agreed
33.6.5	If de-appointment rejected and within 5WD of 33.6.4.	Send notification of rejection of de-appointment	Losing MOA	Losing Supplier	Note that rejection of de-appointment shall only occur if the current MOA has a contract with the customer	Electronic or other method, as agreed
33.6.6	Within 5 WD of 33.6.3 (if there is also a concurrent Change of HHDC, once the D0011 from both the MOA and the HHDC has been received and within 5 WD of the receipt of the latter D0011)	Send notification of HHDC and current MOA. The D0302 to the HHDC is optional for Supplier-serviced Metering Systems.	Gaining Supplier	Gaining MOA HHDC	D0148 Notification of Change to Other Parties. D0302 Notification of Customer Details.	Electronic or other method, as agreed
33.6.7	Within 2 WD of 33.6.6	Request MTD	Gaining MOA	Losing MOA	D0170 Request for Metering System Related Details	Electronic or other method, as agreed
For HHDC-serviced Metering Systems						
33.6.8	Within 5 WD of 33.6.7 and every	Send MTD	Losing	Gaining MOA	D0268 Half Hourly Meter	Electronic or

Commented [HT41]: R0192 housekeeping amendment

	time where there is a change to the MTD while that MOA is responsible for the MTD (unless there is insufficient information to populate group 01A of the D0268) .		MOA		Technical Details.	other method, as agreed
33.6.9	Within 5WD of 33.6.8.	Send MTD	Gaining MOA	Gaining Supplier HHDC DNO	D0268 Half Hourly Meter Technical Details.	Electronic or other method, as agreed
For Supplier-serviced Metering Systems						
33.6.10	Within 5WD on 33.6.7	Send MTD	Losing MOA	Gaining MOA	D0150 Non Half-hourly Meter Technical Details	Electronic or other method, as agreed
33.6.11	Within 5WD on 33.6.10	Send MTD	Gaining MOA	Gaining Supplier DNO	D0150 Non Half-hourly Meter Technical Details	Electronic or other method, as agreed
Site Technical Details						
33.6.12	If required, and at any time after the effective date of the MOA's appointment (for RMPs first registered after 6 November 2008).	Request Site Technical Details	Gaining MOA	DNO	D0170 Request for Metering System Related Details.	Electronic or other method, as agreed
33.6.13	If request accepted and within 5 WD of 33.6.12	Send Site Technical Details	DNO	Gaining MOA	D0215 Provision of Site Technical Details	Electronic or other method, as

						agreed
33.6.14	If request rejected and within 5 WD of 33.6.12	Send Rejection Response	DNO	Gaining MOA	D0382 Rejection Response for Request to LDSO for Site Technical Details	Electronic or other method, as agreed

33.7 Where a Switch is initiated on a Non-Half Hourly Metering Point the process below will be followed:

Ref	When	Action	From	To	Information Required	Method
33.7.1	By Supply Effective From Date.	Send appointment.	Gaining Supplier	Gaining MOA	D0155 Notification of Meter Operator or Data Collector Appointment and Terms	Electronic or other method, as agreed
33.7.2	If appointment rejected and within 2 WD of 33.7.1.	Send notification of rejection of appointment including the reason why the request has been rejected.	Gaining MOA	Gaining Supplier	D0261 Rejection of Agent Appointment. (Go to 9.9.1 if required)	Electronic or other method, as agreed
33.7.3	If appointment accepted and within 2 WD of 33.7.1.	Send notification of acceptance of appointment.	Gaining MOA	Gaining Supplier	D0011 Agreement of Contractual Terms	Electronic or other method, as agreed
33.7.4	Within 5 WDs of notification from MPAS ERDA or by last date of Electricity Supplier appointment.	Send notification of termination of appointment.	Losing Supplier	Losing MOA	D0151 Termination of Appointment or Contract by Supplier	Electronic or other method, as agreed
33.7.5	If de-appointment rejected and within 5 WD of 33.7.4.	Send notification of rejection of de-appointment	Losing MOA	Losing Supplier	Note that rejection of de-appointment shall only occur if the current MOA has a contract with the	Electronic or other method, as agreed

Commented [HT42]: R0192 housekeeping amendment

					customer	
33.7.6	On appointment of MOA and within 1 WD of 33.7.3 (if there is also a concurrent Change of NHHDC and/or NHHDA, once the D0011 from both the MOA and the NHHDC has been received and within 1 WD of the receipt of the latter D0011)	Send notification of NHHDC and current MOA.	Gaining Supplier	Gaining MOA NHHDC	D0148 Notification of Change to Other Parties. D0302 Notification of Customer Details.	Electronic or other method, as agreed
33.7.7	Within 1 WD of 33.7.6	Request MTD	Gaining MOA	Losing MOA	D0170 Request for Metering System Related Details	Electronic or other method, as agreed
33.7.8	Within 2 WD of 33.7.7 and every time where there is a change to the MTD while that MOA is responsible for the MTD	Send MTD Where no D0151 has been received, the MOA will still send the D0150 and the de-appointment date can be derived from the 'Date Action Required By' (J0028) data item on the D0170.	Losing MOA	Gaining MOA	D0150 Non Half-hourly Meter Technical Details	Electronic or other method, as agreed
33.7.9	Within 1 WD of 33.7.8.	Send MTD	Gaining MOA	Gaining Supplier DNO	D0150 Non Half-hourly Meter Technical Details	Electronic or other method, as agreed
Site Technical Details						
33.7.10	If required, and at any time after the	Request Site Technical	Gaining	DNO	D0170 Request for	Electronic

	<p>effective date of the MOA's appointment (for RMPs first registered after 6 November 2008)</p> <p>If required, and at any time after the effective date of the MOA's Appointment (and only for Metering Points first registered after 6 November 2008), the MOA may request Site Technical Details by sending a D0170 'Request for Metering System Related Details' if Measurement Transformer Ratios and Class details have not been received or need to be confirmed. The Distribution Network Operator shall respond within 5 WD of such requests by sending a D0215 'Provision of Site Technical Details' or D0382 'Rejection Response for Request to Distribution Network Operator for Site Technical Details' either by electronic means or by another method, as agreed with the MOA. The MOA shall determine any appropriate course of action within 2 WD of receiving this information.</p>	Details	MOA		Metering System Related Details.	or other method, as agreed
33.7.11	If requested accepted and within 5 WD of 33.7.10	Send Site Technical Details	DNO	Gaining MOA	D0215 Provision of Site Technical Details	Electronic or other method, as agreed
33.7.12	If requested rejected and within 5 WD of 33.7.10	Send Rejection Response	DNO	Gaining MOA	D0382 Rejection Response for Request to LDSO for Site Technical	Electronic or other method, as

					Details	agreed
--	--	--	--	--	---------	--------

34 Switch with No Concurrent Change of MOA

34.1 This process covers the transfer of metering details where a Switch occurs, and the Gaining Supplier Appoints the existing MOA.

34.2 The Switch process is set out in the Registration Services Schedule. Some (but not necessarily all) of these processes have been included in the interface tables to highlight the interactions between the Switch process and the Appointment of MOAs.

34.3 Wherever possible, Energy Suppliers shall seek to avoid installation or exchange of a new meter at an RMP if it has been agreed between the Losing Supplier and Gaining Supplier that the Switch that took place was erroneous.

34.3A Where the Gaining MOA has not received Meter Technical Details from the Losing MOA within the timescales required in this section, and the Gaining MOA has reported the missing Meter Technical Details to its Supplier, the Supplier may raise a query via the Secure Data Exchange Portal (SDEP) using Market Message ~~PT00XX~~ PT0078 Missing MTDs General Query (Elec).

Commented [HT43]: R0121 SDEP Market Message reference added

34.4 Where a Switch is initiated for a Half Hourly Metering Point the process below will be followed:

Ref	When	Action	From	To	Information Required	Method
34.4.1	As required.	Send agent appointment.	Gaining Supplier	MOA For Supplier-Serviced Metering Systems, the Electricity Supplier shall Appoint a NHH MOA.	D0155 Notification of Meter Operator or Data Collector Appointment and Terms	Electronic or other method, as agreed
34.4.2	If appointment rejected and within 2WD of 34.4.1.	Reject agent appointment and restart process.	MOA	Gaining Supplier	D0261 Rejection of Agent Appointment including reason for rejection	Electronic or other method, as agreed
34.4.3	If appointment	Accept agent appointment.	MOA	Gaining Supplier	D0011 Agreement of	Electronic or

	accepted and within 2WD of 34.4.1.				Contractual Terms	other method, as agreed
34.4.4	By Gaining Supplier Effective From Date	Send agent de-appointment.	Losing Supplier	MOA	D0151 Termination of Appointment or Contract by Supplier	Electronic or other method, as agreed
34.4.5	Within 1WD of receiving all applicable D0011s	Send notification of HHDC and current MOA. The D0302 to the HHDC is optional for Supplier - Serviced Metering Assets.	Gaining Supplier	MOA HHDC DNO	D0148 Notification of Change to Other Parties. D0302 Notification of Customer Details	Electronic or other method, as agreed
For HHDC-Serviced Metering Assets						
34.4.6	Within 1WD on 34.4.5.	Request Meter Technical Details	Gaining Supplier	MOA	D0170 Request for Metering System Related Details	Electronic or other method, as agreed
34.4.7	Within 5WD on 34.4.6.	Send Meter Technical Details.	MOA	Gaining Supplier HHDC DNO	D0268 Half Hourly Meter Technical Details	Electronic or other method, as agreed
For Supplier – Serviced Metering Assets						
34.4.8	Within 1 WD of configuration or within 1 WD of Supply Effective from Date as applicable.	Send Smart Metering System configuration details. If unable to re-configure the Time of Use registers, or no re-configuration required, the Electricity Supplier will notify the existing configuration details, where	Gaining Supplier	MOA	D0367 Smart Meter Configuration Details (or alternative method, as agreed bilaterally between the Electricity Supplier and MOA)	Electronic or other method, as agreed

		known. If the Time of Use registers are not configured to a valid Standard Settlement Configuration (as defined in MDD), or the Electricity Supplier is unable to determine the current configuration, the Electricity Supplier will notify a single rate SSC.				
34.4.9	Within 5 WDs of 34.4.8.	Send Meter Technical Details.	MOA	Gaining Supplier DNO	D0149 Notification of Mapping Details. D0150 Non Half-hourly Meter Technical Details. Electronic	Electronic or other method, as agreed

34.5 Where a Switch is initiated for a Non Half Hourly Metering Point the process below will be followed:

Ref	When	Action	From	To	Information Required	Method
34.5.1	As required.	Send agent appointment.	Gaining Supplier	MOA	D0155 Notification of Meter Operator or Data Collector Appointment and Terms	Electronic or other method, as agreed
34.5.2	If appointment rejected and within 2WD of 34.5.1.	Reject agent appointment	MOA	Gaining Supplier	D0261 Rejection of Agent Appointment including reason for rejection	Electronic or other method, as agreed
34.5.3	If appointment accepted and within 2WD of 34.5.1.	Accept agent appointment.	MOA	Gaining Supplier	D0011 Agreement of Contractual Terms	Electronic or other method, as

						agreed
34.5.4	By Gaining Supplier Effective From Date	Send agent de-appointment.	Losing Supplier	MOA	D0151 Termination of Appointment or Contract by Supplier	Electronic or other method, as agreed
34.5.5	If de-appointment accepted and within 5 WDs of 34.5.4.	Send notification of de-appointment.	MOA	MAP	D0303 Notification of Meter Operator, Supplier and Metering Assets installed/removed by the MOP to the MAP.	Electronic or other method, as agreed
34.5.6	If de-appointment rejected and within 5 WDs of 34.5.4.	Reject agent de-appointment. Note that rejection of de-appointment shall only occur if the Losing MOA has a contract with the Consumer.	MOA	Losing Supplier	Not Defined	Electronic or other method as agreed
34.5.7	On appointment of MOA and within 1 WD of 34.5.3 The outgoing MOA remains responsible for sending revised MTDs where they relate to site activity carried out after their de-appointment date.	Send notification of NHHDC and current MOA.	Gaining Supplier	MOA / NHHDC	D0148 Notification of Change to Other Parties. D0302 Notification of Customer Details.	Electronic or other method, as agreed
34.5.8	Within 1WD of 34.5.7.	Send Meter Technical Details.	MOA	Gaining Supplier	D0149 Notification of Mapping Details. D0150 Non Half-hourly Meter Technical Detail	Electronic or other method, as agreed

				NHHDC DNO	The MOA_will send the D0150 Non Half-hourly Meter Technical Details to the relevant parties in all cases, even when no meter is present. D0313 Auxiliary Meter Technical Details The MOA_must send a D0313 in all cases where the MOA_sends a D0150 and where the meter type is either NCAMR, RCAMR or RCAMY, except where there are no meters at the Metering Point and/or all meters have been removed, in which case only the D0150 is sent. The MOA_must send a D0149 / D0150 in all cases where the MOA_sends a D0313.	
34.5.9	Within 1WD of 34.5.7.	Send notification of Energy Supplier and MOA appointment.	MOA	MAP	D0303 Notification of Meter Operator, Supplier and Metering Assets installed/removed by the MOP to the MAP.	Electronic or other method, as agreed

35 Change of https://emar.energycodes.co.uk/rm/resources/TX_cYDcJFS7EeuGWeSXvTEFcQMOA with Transfer of Metering Asset

- 35.1 This process covers the scenario where Metering Assets are transferred from the Losing MOA to the Gaining MOA as part of the change of MOA process.
- 35.2 As the process depicted is completed on an RMP by RMP basis, this process is fit for a low-volume change of MOA. Bulk changes of MOA will be dealt with on a case-by-case basis. For electricity bulk changes, the Energy Supplier shall submit a bulk change of agent application to the BSC Panel in accordance with BSCP513. Once the bulk change of agent application has been approved by the BSC Panel, the change of MOA shall progress in accordance with this Paragraph 35.
- 35.3 Appropriate contractual arrangements must be put in place for the Appointment of the Gaining MOA before de-appointing the Losing MOA.
- 35.4 Where a change of MOA is initiated for a Half Hourly Metering Point the process below will be followed:

Ref	When	Action	From	To	Information Required	Method
-----	------	--------	------	----	----------------------	--------

35.4.1	As required.	Send agent appointment.	Electricity Supplier	Gaining MOA For Supplier-Serviced Metering Systems, the Electricity Supplier shall Appoint a NHH MOA.	D0155 Notification of Meter Operator or Data Collector Appointment and Terms A retrieval method of 'S' in the D0155 Market Message indicates that the Electricity Supplier will retrieve the HH Metered Data.	Electronic or other method, as agreed
35.4.2	If appointment rejected and within 5WD of 35.4.1 (or within 10WD for Supplier Serviced Metering Asset)	Reject agent appointment and restart process if required.	Gaining MOA	Electricity Supplier	D0261 Rejection of Agent Appointment including reason for rejection	Electronic or other method, as agreed
35.4.3	If appointment accepted and within 5WD of 35.4.1 (or within 10WD for Supplier Serviced Metering Assets).	Accept agent appointment.	Gaining MOA	Electricity Supplier	D0011 Agreement of Contractual Terms	Electronic or other method, as agreed
35.4.4	Within 5WDs of 35.4.3.	Send agent de-appointment.	Electricity Supplier	Losing MOA	D0151 Termination of Appointment or Contract by Supplier	Electronic or other method, as agreed
35.4.5	If de-appointment rejected and within 5WD of 35.4.4.	Reject agent de-appointment. Note that rejection of de-appointment shall only occur if the Losing MOA has a contract with the Consumer.	Losing MOA	Electricity Supplier		Electronic or other method, as agreed

35.4.6	<p>On appointment of Gaining MOA and between 5WD and 10WD of 35.4.4.</p> <p>This step could be completed in less than 5 WD if the Electricity Supplier knows a de-appointment is not going to be rejected.</p>	<p>Send notification of MOA appointment / de-appointment.</p> <p>The D0302 to the HHDC is optional for Supplier Serviced Metering Asset.</p>	Electricity Supplier	<p>Gaining MOA</p> <p>HHDC</p>	<p>D0148 Notification of Change to Other Parties.</p> <p>D0302 Notification of Customer Details</p>	Electronic or other method, as agreed
35.4.7	With 2 WD of 35.4.6.	Instruct Losing MOA to send Meter Technical Details to Gaining MOA.	Electricity Supplier	Losing MOA	D0170 Request for Metering System Related Details	Electronic or other method, as agreed
For HHDC Serviced Metering Assets						
35.4.8	Within 5WD on 35.4.7.	<p>Send Meter Technical Details.</p> <p>Where the current MOA has been instructed to send Meter Technical Details to a new MOA, and there is a change to Meter Technical Details, the current MOA shall send the revised Meter Technical Details to the new MOA until such a time as the current MOA is no longer responsible for the Meter Technical Details.</p>	Losing MOA	Gaining MOA	<p>D0268 Half Hourly Meter Technical Details</p> <p>Note that if there is also a concurrent change of NHHDC and / or NHHDA, and the Gaining Supplier waits for all D0011 flows before sending a D0148, the Gaining Supplier shall send the D0148 within 1 WD of receipt of all applicable D0011 flows.</p> <p>If site is Complex Site, send Complex Site Supplementary Information Form.</p>	Electronic or other method, as agreed

35.4.9	Following 35.4.8.	Send commissioning information.	Losing MOA	Gaining MOA	D0383 Notification of Commissioning information D0384 Notification of Commissioning status D0384 Notification of Commissioning Status is to be sent when a defect or omission exists that has prevented completion of commissioning prior to the change of MOA. The Gaining MOA must resolve the defect or omission as soon as possible following receipt of D0384.	Electronic or other method, as agreed
35.4.10	Within 5 WD of 35.4.8.	Send Meter Technical Details.	Gaining MOA	Electricity Supplier HHDC DNO	D0268 Half Hourly Meter Technical Details If site is Complex Site, send Complex Site Supplementary Information Form.	Electronic or other method, as agreed
35.4.11	Following 35.4.10.	Send commissioning information.	Gaining MOA	Electricity Supplier	D0384 Notification of Commissioning status	Electronic or other method, as agreed
35.4.12	In accordance with the timescales in the Paragraph 42.	If Meter Technical Details manually intervened or there has been a key field change, prove Metering Asset.	Gaining MOA	HHDC	In accordance with Paragraph 42.	Electronic or other method, as agreed
For Supplier Serviced Metering Assets						

35.4.13	Within 5 WDs of 35.4.7.	<p>Send Meter Technical Details.</p> <p>Where the current MOA has been instructed to send Meter Technical Details to a new MOA, and there is a change to Meter Technical Details, the current MOA shall send the revised Meter Technical Details to the new MOA until such a time as the current MOA is no longer responsible for the Meter Technical Details.</p> <p>The abbreviation MOA is used for Supplier-Serviced Metering Assets, where the MOA is fulfilling its functions in respect of a HH Metering Asset. The abbreviation HHMOA is used for those activities that apply to both HHDC-Serviced and Supplier-Serviced Metering Assets.</p>	Losing MOA	Gaining MOA	<p>D0149 Notification of Mapping Details.</p> <p>D0150 Non Half-hourly Meter Technical Details.</p> <p>Electronic</p>	Electronic or other method, as agreed
35.4.14	Within 5 WDs of 35.4.13.	Send Meter Technical Details.	Gaining MOA	<p>Electricity Supplier</p> <p>DNO</p>	<p>D0149 Notification of Mapping Details.</p> <p>D0150 Non Half-hourly Meter Technical Details.</p> <p>Electronic</p>	Electronic or other method, as agreed

Electricity MOA (Non Half Hourly)

35.5 Where a change of MOA is initiated for a Non Half Hourly Metering Point the process below will be followed:

Ref	When	Action	From	To	Information Required	Method
35.5.1	As required.	Send agent appointment.	Electricity Supplier	Gaining MOA	D0155 Notification of Meter Operator or Data Collector Appointment and Terms	Electronic or other method, as agreed
35.5.2	If appointment rejected and within 10 WD of 35.5.1.	Reject agent appointment and restart process if required.	Gaining MOA	Electricity Supplier	D0261 Rejection of Agent Appointment including reason for rejection	Electronic or other method, as agreed
35.5.3	If appointment accepted and within 10 WD of 35.5.1.	Accept agent appointment.	Gaining MOA	Electricity Supplier	D0011 Agreement of Contractual Terms	Electronic or other method, as agreed
35.5.4	Within 5WDs of 35.5.3.	Send agent de-appointment.	Electricity Supplier	Losing MOA	D0151 Termination of Appointment or Contract by Supplier	Electronic or other method, as agreed
35.5.5	If de-appointment rejected and within 5WD of 35.5.4.	Reject agent de-appointment. Note that rejection of de-appointment shall only occur if the Losing MOA has a contract with the Consumer.	Losing MOA	Electricity Supplier		Electronic or other method, as agreed
35.5.6	If de-appointment accepted and within 5WDs of 35.5.4.	Send notification of de-appointment.	Losing MOA	MAP	D0303 Notification of Meter Operator, Supplier and Metering Assets installed/ removed by the MOP to the MAP.	Electronic or other method, as agreed
35.5.7	Between 5 WD and 10 WD of 35.5.4. This step could be	Send notification of MOA appointment / de-appointment.	Electricity Supplier	Gaining MOA NHHDC	D0148 Notification of Change to Other Parties. D0302 Notification of Customer Details	Electronic or other method, as agreed

	completed in less than 5 WD if the Electricity Supplier knows a de-appointment is not going to be rejected.					
35.5.8	With 2 WD of 35.5.7.	Instruct Losing MOA to send Meter Technical Details to Gaining MOA.	Electricity Supplier	Losing MOA	D0170 Request for Metering System Related Details	Electronic or other method, as agreed
35.5.9	Within 5WD on 35.5.8.	<p>Send Meter Technical Details</p> <p>The outgoing MOA remains responsible for sending revised MTDs where they relate to site activity carried out after their de-appointment date.</p> <p>The MOA_u will send the D0150 Non Half-hourly Meter Technical Details to the relevant parties in all cases, even when no meter is present.</p> <p>Where the current MOA_u has been instructed to send Meter Technical Details to a new MOA, and there is a change to Meter Technical Details, the current MOA_u shall send the revised Meter Technical Details to the new MOA_u until such a time as the current MOA_u is no longer</p>	Losing MOA	Gaining MOA	<p>D0149 Notification of Mapping Details.</p> <p>D0150 Non Half-hourly Meter Technical Details .</p> <p>The MOA_u will send the D0150 Non Half-hourly Meter Technical Details to the relevant parties in all cases, even when no meter is present.</p> <p>D0313 Auxiliary Meter Technical Details</p> <p>The MOA_u must send a D0313 in all cases where the MOA_u sends a D0150 and where the meter type is either NCAMR, RCAMR or RCAMY, except where there are no meters at the Metering Point and/or all meters have been removed, in which case only the D0150 is sent. The MOA_u must send a D0149 / D0150 in all cases where the MOA_u sends a D0313.</p>	Electronic or other method, as agreed

		<p>responsible for the Meter Technical Details.</p> <p>If Metering Technical Details are not received within 12 WD of new MOA_Appointment, Gaining MOA_to request the Losing MOA to send MTDs using the D0170 Request for Metering System Related Details and report this to the Electricity Supplier.</p>				
35.5.10	Within 5 WDs of 35.5.9.	Send Meter Technical Details.	Gaining MOA	Supplier NHHDC DNO	<p>D0149 Notification of Mapping Details.</p> <p>D0150 Non Half-hourly Meter Technical Details.</p> <p>D0313 Auxiliary Meter Technical Details</p> <p>The MOA_must send a D0313 in all cases where the MOA_sends a D0150 and where the meter type is either NCAMR, RCAMR or RCAMY, except where there are no meters at the Metering Point and/or all meters have been removed, in which case only the D0150 is sent. The MOA_must send a D0149 / D0150 in all cases where the MOA_sends a D0313.</p>	Electronic or other method, as agreed

35.5.11	Within 5 WDs of 35.5.9.	Send notification of appointment.	Gaining MOA	MAP	D0303 Notification of Meter Operator, Supplier and Metering Assets installed/removed by the MOP to the MAP.	Electronic or other method, as agreed
---------	-------------------------	-----------------------------------	-------------	-----	---	---------------------------------------

36 Change of Meter Asset Provider

36.1 This process covers provision of updates to central systems where the Meter Asset Provider is amended.

Ref	When	Action	From	To	Information Required	Method
36.1.1	On receipt of a D0304 from a Meter Asset Provider. As soon as possible and in any event within 5 WD of the effective date of the change.	Provide notification of change of MAP.	MOA	ERDA	D0304 Notification of Meter Asset Provider	Electronic or other method, as agreed
36.1.2	On receipt of data.	Perform validation checks. If valid, proceed to 36.1.5.	ERDA		Internal process	N/A
36.1.3	Upon unsuccessful validation.	Send notification of invalid MAP data.	ERDA	MOA	D0304 Notification of Meter Asset Provider	Electronic or other method, as agreed
36.1.4	Within 5WDs of 36.1.3.	Where the rejection is of a type the MOA can resolve without involving other industry parties, send a corrected D0304. If the MOA needs to involve other industry parties to resolve the issue, then reasonable endeavours shall apply.	MOA	ERDA	D0304 Notification of Meter Asset Provider	Electronic or other method, as agreed

		Proceed to 36.1.2.				
36.1.5	Upon successful validation.	Update database.	ERDA		Internal process.	N/A
36.1.6	Immediately following 36.1.5.	Send notification of MAP data acceptance.	ERDA	MOA	D0304 Notification of Meter Asset Provider	Electronic or other method, as agreed

37 Change of Energisation Status (Electricity Only)

37.1 This process covers communications relating to the energisation of de-energisation of a HH Metering Asset.

37.2 The MOA shall only instruct and EMO to energise a Metering Asset if requested to do so by its associated Electricity Supplier.

37.3 The MOA shall, as soon as reasonably practicable, inform its associated Electricity Supplier, the associated Data Collector and the Distribution Network Operator of any change in the energisation status of any Metering Asset for which the MOA has been Appointed.

37.4 A remotely disabled Smart Metering System or Advanced Meter should be treated as energised for the purposes of this Paragraph 37.

37.5 Energisation (Half Hourly)

Ref	When	Action	From	To	Interface	Means
If MOA instructs EMO to Energise						
37.5.1	As required	Send request to energise Metering Asset.	Electricity Supplier	MOA	D0134 Request to Change Energisation Status.	Electronic or other method, as agreed.
37.5.2	If request rejected and within 2 WD of 37.5.1 (or 5 WD for Supplier-Serviced Metering Assets).	Send notification of rejection including the reason why the request has been rejected.	MOA	Electricity Supplier	P0211 Site Visit Rejection. (Go to 37.5.1 if required)	Electronic or other method, as agreed.
37.5.3	On the date requested or agreed in 37.5.1.	Energise Metering Asset and note initial meter register reading.	MOA (or its EMO)			Internal Process.
37.5.4	Within 5 WD of attempting to change energisation status (or within 10 WD for Supplier-Serviced Metering Assets) Or following the MOA becoming aware of a discrepancy between the energisation status on site and that held by the Electricity Supplier / HHDC.	Send change of energisation status and the initial meter register reading.	MOA	Electricity Supplier / DNO HHDC	D0139 Confirmation or Rejection of Energisation Status Change. If there is a failure to change the energisation status, the D0139 shall be sent only to the Electricity Supplier. If energisation status is changed but a meter register reading cannot be taken, the D0139 shall be sent to all of the above recipients and a D0002 'Fault Resolution Report or Request for Decision on Further Action' shall be sent to the HHDC. If the date of the change of energisation status is	Electronic or other method, as agreed.

					unknown, a date can be instructed or agreed by the Electricity Supplier for inclusion in the D0139 flow. All other fields in this D0139 must be completed as normal. Such a D0139 flow shall not be sent unless the date for inclusion has been agreed by the Electricity Supplier. For guidance: The Electricity Supplier shall consider all available information (e.g. D0235 'Half hourly Aggregation Exception Report' flows, HHDC/MOA information) when determining the date that shall be recorded for the change in energisation status; communication regarding the instruction of a date shall be by email or another method, as agreed; an audit trail shall be retained.	
If DNO Energises						
37.5.5	Within 5 WD of energising a Metering Asset.	Send change of energisation status and the initial meter register reading.	DNO	MOA / Electricity Supplier	D0139 Confirmation or Rejection of Energisation Status Change If there is a failure to change the energisation status, the D0139 shall be sent only to the Electricity Supplier. If energisation status is changed but a meter register reading cannot be taken, the D0139 shall be sent to all of the above recipients and a D0002 'Fault Resolution Report or Request for Decision on Further Action' shall be sent to the HHDC. If the date of the change of energisation status is unknown, a date can be instructed or agreed by the Electricity Supplier for inclusion in the D0139 flow. All other fields in this D0139 must be completed as	Electronic or other method, as agreed.

					normal. Such a D0139 flow shall not be sent unless the date for inclusion has been agreed by the Electricity Supplier. For guidance: The Electricity Supplier shall consider all available information (e.g. D0235 'Half hourly Aggregation Exception Report' flows, HHDC/MOA information) when determining the date that shall be recorded for the change in energisation status; communication regarding the instruction of a date shall be by email or another method, as agreed; an audit trail shall be retained.	
37.5.6	Within 5 WD of 37.5.5 (or 10 WD for Supplier-Serviced Metering Assets).	Send change of energisation status and, if requested, the initial meter register reading.	MOA	HHDC	D0139 Confirmation or Rejection of Energisation Status Change.	Electronic or other method, as agreed.

37.6 De-energisation (Half Hourly)

Ref	When	Action	From	To	Interface	Means
If MOA instructs EMO to De-energise						
37.6.1	As required and at least 10 WD before 37.6.6. This step could be completed in shorter timescales where the Electricity Supplier and MOA have reached mutual agreement.	Send request to de-energise Metering Asset.	Electricity Supplier	MOA	D0134 Request to Change Energisation Status.	Electronic or other method, as agreed.

37.6.2	If request rejected and within 2 WD of 37.6.1 (or 5 WD for Supplier-Serviced Metering Assets).	Send notification of rejection including the reason why the request has been rejected.	MOA	Electricity Supplier	D0139 Confirmation or Rejection of Energisation Status Change. D0221 Notification of Failure to Install or Energise Metering System P0211 Site Visit Rejection. The use of this data flow is optional. (Go to 37.6.1 if required)	Electronic or other method, as agreed.
37.6.3	If request accepted and within 3 WD of 37.6.1 and before planned date for de-energisation.	Arrange with HHDC to collect final HH Metered Data. For Supplier-Serviced Metering Assets, the Electricity Supplier, rather than the HHDC, will collect the HH Metered Data. Steps 37.6.3 to 37.6.6 do not apply.	MOA	HHDC	D0005 Instruction on Action.	Electronic or other method, as agreed.
37.6.4	On date and time agreed in 37.6.3.	Collect final HH Metered Data.	HHDC			Internal Process.
37.6.5	Immediately following 37.6.4.	Confirm final HH Metered Data collection.	HHDC	MOA	The MOA (or its EMO) will telephone the HHDC when it is on site. Following the HHDC collecting the data, the HHDC will provide confirmation to the MOA.	Telephone.

37.6.6	Immediately following 37.6.5.	Note final meter register reading, if available. If final HH Metered Data was not uploaded by the HHDC, download final HH Metered Data, if available. De-energise Metering Asset.	MOA			Internal Process.
37.6.7	Within 5 WD of changing energisation status (or within 10 WD for Supplier-Serviced Metering Assets) Or Following the MOA becoming aware of a discrepancy between the energisation status on site and that held by the Electricity Supplier/HHDC.	Send change of energisation status and final meter register reading, if available.	MOA	Electricity Supplier DNO HHDC	D0139 Confirmation or Rejection of Energisation Status Change. If there is a failure to change the energisation status, the D0139 shall be sent only to the Electricity Supplier. If energisation status is changed but a meter register reading cannot be taken, the D0139 shall be sent to all of the above recipients and a D0002 'Fault Resolution Report or Request for Decision on Further Action' shall be sent to the HHDC. If the date of the change of energisation status is unknown, a date can be instructed or agreed by the Electricity Supplier for inclusion in the	Electronic or other method, as agreed.

					<p>D0139 flow. All other fields in this D0139 must be completed as normal. Such a D0139 flow shall not be sent unless the date for inclusion has been agreed by the Electricity Supplier. For guidance: The Electricity Supplier shall consider all available information (e.g. D0235 'Half hourly Aggregation Exception Report' flows, HHDC/MOA information) when determining the date that shall be recorded for the change in energisation status; communication regarding the instruction of a date shall be by email or another method, as agreed; an audit trail shall be retained.</p> <p>D0010 Meter Readings</p>	
If DNO De-energises						
37.6.8	<p>As required and at least 10 WD before 37.6.14.</p> <p>This step could be completed in shorter timescales where the Electricity Supplier and MOA/Distribution Network Operator, as applicable, have reached mutual agreement.</p>	Send request to de-energise Metering Asset.	Electricity Supplier	DNO	D0134 Request to Change Energisation Status.	Electronic or other method, as agreed.
37.6.9	If request rejected and within 2 WD of 37.6.8.	Send notification of rejection including the	DNO	Electricity	D0139 Confirmation or Rejection of	Electronic or other

		reason why the request has been rejected.		Supplier MOA	Energisation Status Change. P0211 Site Visit Rejection If the date of the change of energisation status is unknown, a date can be instructed or agreed by the Electricity Supplier for inclusion in the D0139 flow. All other fields in this D0139 must be completed as normal. Such a D0139 flow shall not be sent unless the date for inclusion has been agreed by the Electricity Supplier. For guidance: The Electricity Supplier shall consider all available information (e.g. D0235 'Half hourly Aggregation Exception Report' flows, HHDC/MOA information) when determining the date that shall be recorded for the change in energisation status; communication regarding the instruction of a date shall be by email or another method, as agreed; an audit trail shall be retained. (Go to 37.6.8 if required)	method, as agreed. Manual
37.6.10	If request accepted and within 2 WD of request to de- energise Metering Asset.	Agree date and time for de-energisation.	DNO	MOA	De-energisation details.	Telephone or other method, as agreed.

37.6.11	Within 2 WD of 37.6.10 and before planned date for de- energisation.	Arrange with HHDC to collect final HH Metered Data.	MOA	HHDC	D0005 Instruction on Action.	Electronic or other method, as agreed.
37.6.12	On date and time agreed in 37.6.10.	Collect final HH Metered Data.	HHDC			Internal Process.
37.6.13	Immediately following 37.6.12.	Confirm final HH Metered Data collection.	HHDC	DNO (or MOA if appropriate)	The DNO or MOA will telephone the HHDC when it is on site. Following the HHDC collecting the data, the HHDC will provide confirmation to the MOA or DNO, as appropriate.	Telephone or other method, as agreed.
37.6.14	On the date requested or agreed in 37.6.8; or as required (for example, as a result of an emergency).	Note final meter register reading, if available. De-energise Metering Asset.	DNO			Internal Process.
37.6.15	Within 5 WD of 37.6.14.	Send change of energisation status and final meter register reading, if available.	DNO	Electricity Supplier / MOA	D0139 Confirmation or Rejection of Energisation Status Change.	Electronic or other method, as agreed.
37.6.16	Within 5 WD of 37.6.15.	Send change of energisation status and, if requested, final meter register reading, if available.	MOA	HHDC	D0139 Confirmation or Rejection of Energisation Status Change. D0010 Meter Readings.	Electronic or other method, as agreed.
37.6.17	If required and no valid meter register reading received within 10 WDs of notification of change to energisation status.	Request final meter register reading	HHDC	MOA Electricity Supplier	D0010 Meter Readings	Electronic or other method, as agreed

37.6.18	Within 10 WD of 37.6.17.	Send final meter register reading.	MOA, Electricity Supplier	HHDC		Electronic or other method, as agreed
---------	--------------------------	------------------------------------	---------------------------------	------	--	---------------------------------------

37.7 Energisation (Non Half Hourly)

Ref	When	Action	From	To	Interface	Means
If MOA instructs EMO to Energise						
37.7.1	As required and at least 10WDs before 37.7.3. This step could be completed in shorter timescales where the Electricity Supplier and MOA have reached mutual agreement.	Send request to energise Metering Asset.	Electricity Supplier	MOA	Credit Meter D0134 Request to Change Energisation Status. Prepayment Meter D0180 Request to Energy / De-Energise / Shut Down Prepayment Meter	Electronic or other method, as agreed.
37.7.2	If request rejected and within 5 WD of 37.7.1.	Send notification of rejection including the reason why the request has been rejected.	MOA	Electricity Supplier	P0211 Site Visit Rejection. (Go to 37.7.1 if required)	Electronic or other method, as agreed.
37.7.3	On the date requested or agreed in 37.7.1.	Energise Metering Asset and note initial meter register reading.	MOA (or its EMO)			Internal Process.
37.7.4	Within 10 WD of attempting to change energisation status.	Send change of energisation status.	MOA	Electricity Supplier / DNO	Credit Meter D0139 Confirmation or Rejection of Energisation	Electronic or other method, as agreed.

				NHHDC	<p>Status Change.</p> <p>If there is a failure to change the energisation status, the D0139 shall be sent only to the Electricity Supplier. If energisation status is changed but a meter register reading cannot be taken, the D0139 shall be sent to all of the above recipients and a D0002 'Fault Resolution Report or Request for Decision on Further Action' shall be sent to the HHDC.</p> <p>Prepayment Meter</p> <p>D0179 Confirmation of Energisation/De-Energisation of Prepayment Meter</p>	
37.7.5	Within 10 WD of attempting to change energisation status.	Send associated meter register readings.	MOA	NHHDC	D0010 Meter Readings	Electronic or other method, as agreed.
37.7.6	If required and no valid meter register reading received within 10 WD of notification of change to energisation status	Request initial meter register reading.	NHHDC	MOA / Electricity Supplier		Post / fax / email
37.7.7	Within 10 WDs of 37.7.6.	Send initial meter register reading.	MOA / Electricity Supplier	NHHDC	D0010 Meter Readings	Electronic or other method, as agreed.
If DNO Energises						

37.7.8	Within 10 WD of receiving change of energisation status and meter register reading, if available from DNO.	Send change of energisation status and the initial meter register reading.	MOA	NHHDC Electricity Supplier	Credit Meter D0139 Confirmation or Rejection of Energisation Status Change. Prepayment Meter D0179 Confirmation of Energisation/De-Energisation of Prepayment Meter	Electronic or other method, as agreed.
37.7.9	Within 10 WD of receiving change of energisation status and meter register reading, if available from DNO.	Send the initial meter register reading.	MOA	NHHDC	D0010 Meter Readings	Electronic or other method, as agreed.

37.8 De-energisation (Non Half Hourly) (The DNO may perform this role)

Ref	When	Action	From	To	Interface	Means
If MOA instructs EMO to De-energises						
37.8.1	As required and at least 10 WD before 37.8.3. This step could be completed in shorter timescales where the Electricity Supplier and MOA have reached mutual agreement.	Send request to de-energise Metering Assets.	Electricity Supplier	MOA	Credit Meter D0134 Request to Change Energisation Status. Prepayment Meter D0180 Request to Energy / De-Energise / Shut Down Prepayment Meter	Electronic or other method, as agreed.

37.8.2	If request rejected and within 5 WD of 37.8.1.	Send notification of rejection including the reason why the request has been rejected. Proceed to 37.8.1 if required.	MOA	Electricity Supplier	<p>Credit Meter</p> <p>D0139 Confirmation or Rejection of Energisation Status Change</p> <p>D0221 Notification of Failure to Install or Energise Metering System</p> <p>P0211 Site Visit Rejection. The use of this data flow is optional.</p> <p>Prepayment Meter</p> <p>D0179 Confirmation of Energisation/De-Energisation of Prepayment Meter</p>	Electronic or other method, as agreed.
37.8.3	On date requested or agreed in 37.8.1.	Note final meter register reading, if available, and de-energise Metering Asset.	MOA (or its EMO)		Internal Process	N/A
37.8.4	Within 10 WD of attempting to change energisation status.	Send change of energisation status.	MOA	Electricity Supplier DNO	<p>Credit Meter</p> <p>D0139 Confirmation or Rejection of Energisation Status Change.</p> <p>Prepayment Meter</p> <p>D0179 Confirmation of Energisation/De-Energisation of Prepayment Meter</p>	Electronic or other method, as agreed..
37.8.5	Within 10 WD of attempting to	Send the final meter register reading, if available.	MOA	NHHDC	D0010 Meter Readings	Electronic or other

	change energisation status.					method, as agreed.
37.8.6	If required and no valid meter register reading received within 10 WD of notification of change to energisation status.	Request final meter register reading.	NHHDC	MOA Electricity Supplier		Electronic or other method, as agreed.
37.8.7	Within 10 WDs of 37.8.6.	Send final meter register reading.	MOA / Electricity Supplier	NHHDC	D0010 Meter Readings	Electronic or other method, as agreed.
If DNO De-energises						
37.8.8	As required and at least 10 WD ⁸⁸ before 37.8.10.	Send request to de-energise Metering Asset.	Electricity Supplier	DNO	Credit Meter D0134 Request to Change Energisation Status. Prepayment Meter D0180 Request to Energy / De-Energise / Shut Down Prepayment Meter	Electronic or other method, as agreed.
37.8.9	If request rejected and within 5 WD of 37.8.8.	Send notification of rejection including the reason why the request has been rejected. Proceed to 37.8.8 if required.	DNO	Electricity Supplier MOA	Credit Meter D0139 Confirmation or Rejection of Energisation Status Change. P0211 Site Visit Rejection. The use of	Electronic or other method, as agreed.

					<p>this data flow is optional.</p> <p>Prepayment Meter</p> <p>D0179 Confirmation of Energisation/De-Energisation of Prepayment Meter</p>	
37.8.10	On the date requested or agreed in 37.8.8, or as required (for example, as a result of an emergency).	<p>Note final meter register reading, if available.</p> <p>De-energise the Metering Asset.</p>	DNO		Internal Process	N/A
37.8.11	Within 5 WDs of 37.8.10.	Send change of energisation status and final meter register reading, if available.	DNO	MOA	<p>Credit Meter</p> <p>D0139 Confirmation or Rejection of Energisation Status Change.</p> <p>If there is a failure to change the energisation status, the D0139 shall be sent only to the Electricity Supplier. If energisation status is changed but a meter register reading cannot be taken, the D0139 shall be sent to all of the above recipients and a D0002 'Fault Resolution Report or Request for Decision on Further Action' shall be sent to the HHDC.</p>	Electronic or other method, as agreed.

					<p>Prepayment Meter</p> <p>D0179 Confirmation of Energisation/De-Energisation of Prepayment Meter</p>	
37.8.12	Within 10 WDs of 37.8.11.	<p>Send change of energisation status.</p>	MOA	<p>NHHDC</p> <p>Electricity Supplier</p>	<p>Credit Meter</p> <p>D0139 Confirmation or Rejection of Energisation Status Change.</p> <p>Prepayment Meter</p> <p>D0179 Confirmation of Energisation/De-Energisation of Prepayment Meter</p>	Electronic or other method, as agreed.
37.8.13	Within 10 WDs of 37.8.11.	<p>Send final meter register reading, if available.</p> <p>If Distribution Network Operator has not provided the final meter register reading, the MOA can retrieve this from the meter when it retrieves the meter. If the Distribution Network Operator removed the meter, the MOA must ensure that it has the final meter register reading and provided this to the NHHDC before disposing of or re-using the meter.</p>	MOA	NHHDC	D0010 Meter Readings	Electronic or other method, as agreed.

37.8.14	If required and no valid meter register reading received within 10 WD of notification of change to energisation status.	Request final meter register reading.	NHHDC	Electricity Supplier / MOA		Post / Fax / Email
37.8.15	Within 10 WD of 37.8.14.	Send final meter register reading.	MOA / Electricity Supplier	NHHDC	D0010 Meter Readings.	Electronic or other method, as agreed.

38 Change of Feeder Status (Electricity Only)

38.1 This process covers communications relating to the energisation of de-energisation of a feeder.

38.2 In the event that a summation Current Transformer is being utilised to aggregate two or more feeders onto one Meter Id (Serial No), then the feeder status shall be populated as 'Active' if any one of the feeders is energised.

38.3 This process shall only be used for multi feeder sites. Where a single feeder is to be energised or de-energised, the processes in Paragraph 37 shall be used.

38.4 Energise Feeder (Half Hourly)

Ref	When	Action	From	To	Interface	Means
38.4.1	As required.	Send request to change feeder status.	Electricity Supplier	MOA The DNO may perform this role.	Credit Meter D0142 Request for Installation or Changes to a Metering System Functionality or the Removal of all	Electronic or other method, as agreed.

					Meters. Prepayment Meter D0194 for key meters D0216 for token meters	
38.4.2	If request rejected and within 2 WD of 38.4.1.	Send notification of rejection including the reason why the request has been rejected.	MOA	Electricity Supplier	P0211 Site Visit Rejection. (Go to 37.4.1 if required)	Electronic or other method, as agreed.
38.4.3	On the date requested or agreed in 38.4.1 or as the MOA sees necessary.	Change feeder status. Note meter register reading.	MOA (or its EMO)		Internal Process	N/A
38.4.4	Within 5 WD of changing feeder status.	If requested, send meter register reading. Send Meter Technical Details.	MOA	HHDC Electricity Supplier HHDC DNO	D0010 Meter Readings. D0268 Half Hourly Meter Technical Details. If site is Complex Site, send Complex Site Supplementary Information Form (see Appendix 2).	Electronic or other method, as agreed.
38.4.5	In accordance with Paragraph 42.	Prove Metering Asset if feeder has been energised for the first time.	MOA	HHDC	Refer to Paragraph 42.	Electronic or other method, as agreed.

38.5 De-energise Feeder (Half Hourly)

Ref	When	Action	From	To	Interface	Means
38.5.1	As required.	Send request to change feeder status.	Electricity Supplier	MOA The DNO may perform this role.	D0142 Request for Installation or Change to a Metering System Functionality or the Removal of All Meters.	Electronic or other method, as agreed.
38.5.2	If request rejected and within 2 WD of 38.5.1.	Send notification of rejection including the reason why the request has been rejected.	MOA	Electricity Supplier	P0211 Site Visit Rejection. (Go to 18.5. 1 if required)	Electronic or other method, as agreed.
38.5.3	If request accepted and within 3 WD of request and before data collection date or as the MOA sees necessary.	Arrange with HHDC to collect HH Metered Data.	MOA	HHDC.	D0005 Instruction on Action.	Electronic or other method, as agreed.
38.5.4	On date and time agreed in 38.5.3.	Collect Half Hourly Metered Data.	HHDC		Internal Process	N/A
38.5.5	Immediately following 38.5.4.	Confirm Half Hourly Metered Data collection.	HHDC	MOA	The MOA (or its EMO) will telephone the HHDC when on site. Following the HHDC collecting the data, the HHDC will provide confirmation to the MOA.	Telephone
38.5.6	Immediately following 38.5.5.	Note meter register reading, if available. If Half Hourly Metered Data was not uploaded by the HHDC, download Half Hourly Metered Data, if available.	MOA (or its EMO)		Internal Process	N/A

		Change feeder status.				
38.5.7	Within 5 WD of changing feeder status.	If requested, send meter register reading or notification that meter register reading not obtainable.	MOA	HHDC	D0010 Meter Readings	Electronic or other method, as agreed.
38.5.8	Within 5 WD of changing feeder status.	Send Meter Technical Details. Where the current MOA has been instructed to send Meter Technical Details to a new MOA, and there is a change to Meter Technical Details , the current MOA shall send the revised Meter Technical Details to the new MOA until such a time as the current MOA is no longer responsible for the Meter Technical Details.	MOA	Electricity Supplier DNO HHDC	D0268 Half Hourly Meter Technical Details The Meter Technical Details, in the form of the D0268 flow, is to be sent under all circumstances, even if no Metering Asset is present on site, unless the MOA does not have sufficient information to fully populate group 01A of the flow, in which case D0268 will not be sent. Additionally, the D0268 flow would not be sent in the context of Switch /Change of Agent scenarios on 'New Connections' (if no D0215 'Provision of Site Technical Details' flows had been received by MOA from Distribution Networks Operators) or 'Change of Measurement Class from NHH to HH' scenarios (if there was insufficient information available to fully populate group 01A due to site changes). If site is Complex Site, send Complex Site Supplementary Information Form (see Appendix 2).	Electronic or other method, as agreed.

39 Change of Data Collector (Electricity Only)

39.1 The process for change of Data Collector is set out within the BSC. Where a change of Data Collector occurs, the Appointed MOA will receive details of the new Data Collector from the Electricity Supplier and will provide Meter Technical Details to the new Data Collector in accordance with the BSCP502.

39.2 This process shall also apply to a concurrent Switch and change of HHDC. In this circumstance, the Electricity Supplier referred to is the Gaining Supplier.

40 Fault Resolution (Electricity Only)

40.1 Upon the MOA being notified by any person or discovering that any Metering Asset for which the MOA is responsible is potentially recording incorrect data, the MOA shall investigate and rectify the problem and notify its associated Electricity Supplier and its Appointed Data Collector of the nature of the fault and the date and time at which it was rectified.

40.2 The MOA shall report Metering Asset faults to its associated Electricity Supplier and its Appointed Data Collector and advise the Appointed Data Collector as to the period covered by the fault and, for half hourly meters, as to how to estimate half hourly consumption correctly.

40.3 The MOA shall separately identify Metering Asset faults affecting data quality and those not affecting data quality and shall record the date on which each fault was reported and the date on which each fault was cleared. For this purpose, a fault affecting data quality shall be treated as cleared when the relevant Metering Asset once again records in compliance with the relevant BSC Code of Practice.

Half Hourly

40.4 The process for HH Metering Assets is as follows:

Ref	When	Action	From	To	Information Required	Method
40.4.1	As appropriate.	Send request to investigate Metering Asset. Any participant other than the HHDC wishing to request that the MOA carries out a Metering System	Any Participant	Electricity MOA Supplier	Details of fault.	Electronic or other method, as agreed

Commented [HT44]: Housekeeping in R0209

Commented [HT45]: R0192 housekeeping amendment

		investigation shall do so via the Electricity Supplier. The D0001 'Request Metering System Investigation' can be used to notify the Electricity Supplier of the fault if appropriate.				
40.4.2	Within 2 WD of 40.4.1 or as required.	Send request to investigate Metering Asset.	Electricity Supplier / HHDC	MOA	D0001 Request Metering System Investigation.	Electronic or other method, as agreed
40.4.3	Within 5 WD of receipt of D0001.	Investigate Metering Asset. Attempt to resolve fault. If the resolution involves a site visit take a meter register reading following resolution of the fault. If fault resolved within 5 WD of receipt of D0001 go to 40.4.10.	MOA (or its EMO)		Internal Process	
40.4.4	If fault remains unresolved 5 WD after receipt of D0001.	Send notification that the fault cannot be resolved within 5WD, and send a corresponding fault resolution plan (if required) detailing the actions that need to be taken to resolve the fault and the proposed timescales or update on proposed next steps. Request decision on further action if appropriate. Where the Metering Asset investigation was requested by a	MOA	HHDC or Electricity Supplier, as appropriate.	D0005 Instruction on Action. The D0005 'Instruction on Action' shall always be sent containing the high level points so that an audit trail can be maintained. For complex cases where the D0005 is not sufficient, or where requested by the HHDC, further details can be given in the fault resolution plan. In these instances the sending of	Electronic or other method, as agreed.

		participant other than the HHDC, the Electricity Supplier shall send the relevant participant the fault resolution report within 5 WD of receiving the D0002 'Fault Resolution Report or Request for Decision on Further Action'. The Electricity Supplier shall use the D0002 for this notification where the participant initially notified the Electricity Supplier of the inconsistency via the D0001 'Request Metering System Investigation'.			the fault resolution plan shall be referred to in the D0005. Any other correspondence between the Electricity Supplier, MOA and HHDC which is required to resolve the fault shall be sent in a format and by a method agreed by those participants involved. Or equivalent communication, by other means, with the Supplier. Fault resolution plan (if required).	
40.4.5	As soon as possible after 40.4.4, if appropriate	Send decision on further action.	HHDC or Electricity Supplier as appropriate.	MOA	D0005 Instruction on Action. Or equivalent communication, by other means, with the Electricity Supplier.	Electronic or other method, as agreed
40.4.6	Following 40.4.4 or 40.4.5, if appropriate.	Attempt to resolve fault. If fault resolved within 15 WD of receipt of D0001 go to 40.4.10.	MOA		Internal process	
40.4.7	If fault remains unresolved within 15 WD of receipt of D0001.	Notify that the fault remains unresolved.	MOA	HHDC or Electricity Supplier	D0005 Instruction on Action. Or equivalent communication, by other means, with the Electricity Supplier.	Electronic or other method, as agreed
40.4.8	As soon as possible following 40.4.7.	Progress resolution of outstanding fault.	MOA		As appropriate: D0005 Instruction on Action or Fault resolution plan	Internal Process

40.4.9	If and when appropriate following 40.4.8.	Consult and / or update HHDC, or Electricity Supplier as appropriate, regarding investigation on regular basis (as agreed) until fault resolved.	MOA	HHDC or Electricity Supplier	D0005 Instruction on Action. Or equivalent communication, by other means, with the Electricity Supplier.	Electronic or other method, as agreed
40.4.10	Within 5WD of resolving fault.	Send fault resolution report and undertake any steps in the process in Paragraph 40 which may be appropriate.	MOA	HHDC or Electricity Supplier	D0002 Fault Resolution Report or Request for Decision on Further Action.	Electronic or other method, as agreed
40.4.11	If appropriate, within 5 WD of 40.4.10.	Report resolution of fault. Where the Metering System investigation was requested by another Participant via the Electricity Supplier, the Electricity Supplier shall send the relevant Participant the resolution of problem report.	Electricity Supplier	Relevant Participant	As appropriate: D0002 Fault Resolution Report or Request for Decision on Further Action. Details of resolution	Electronic or other method, as agreed
For HHDC Serviced Metering Assets						
40.4.12	If appropriate, at the same time as 40.4.10.	Send Meter Technical Details, if changed or corrected.	MOA	Electricity Supplier HHDC DNO	D0268 Half Hourly Meter Technical Details If site is Complex Site, send Complex Site Supplementary Information Form (see Appendix 2).	Electronic or other method, as agreed
40.4.13	If appropriate, within 10 WD of resolving fault.	Send relevant Metering Asset information changes	MOA	ERDA	D0312 Notification of Meter Information to MPAS	Electronic or other method, as agreed
40.4.14	Immediately, following 40.4.13	Perform validation checks and send	ERDA	MOA Electricity Supplier	D0312 Notification of Meter Information to MPAS	Electronic or other

	or 39.4.15.	response. If response is accepted, proceed to 40.4.16, otherwise proceed to 40.4.15.				method, as agreed
40.4.15	Within 5 WD of 40.4.14.	Where the rejection is of a type the MOA can resolve, send a corrected D0312. If the MOA needs to involve other industry parties to resolve the issue, then reasonable endeavours shall apply. Proceed to 40.4.13.	MOA	ERDA	D0312 Notification of Meter Information to MPAS	Electronic or other method, as agreed
40.4.16	In accordance with the timescales in Paragraph 42.	If Meter Technical Details manually intervened or there has been a key field change, prove Metering Asset.	MOA	HHDC	In accordance with Paragraph 42.	Electronic or other method, as agreed
For Supplier Serviced Metering Assets						
40.4.17	If Electricity Supplier reconfigures the Time of Use registers following a fault.	Send Smart Metering System configuration details. If the Time of Use registers are not configured to a valid Standard Settlement Configuration (as defined in MDD), the Electricity Supplier will notify a single rate Standard Settlement Configuration.	Electricity Supplier	MOA	D0367 Smart Meter Configuration Details (or alternative method, as agreed bilaterally between the Electricity Supplier and MOA).	Electronic or other method, as agreed
40.4.18	Within 10 WDs of 40.4.17.	Send Meter Technical Details.	MOA	Electricity Supplier	D0149 Notification of Mapping	Electronic or other

				DNO	Details. D0150 Non Half-hourly Meter Technical Details. Electronic	method, as agreed
40.4.19	If appropriate, within 10 WD of resolving fault.	Send the relevant Metering Asset information changes.	MOA	ERDA	D0312 Notification of Meter Information to MPAS	Electronic or other method, as agreed
40.4.20	Immediately following 40.4.19 or 40.4.21.	Perform validation checks and send response. If response is accepted, end process, otherwise proceed to 40.4.21	ERDA	MOA Electricity Supplier	D0312 Notification of Meter Information to MPAS	Electronic or other method, as agreed
40.4.21	Within 5 WDs of 40.4.20.	When the rejection is of a type the MOA can resolve without involving industry parties, send a corrected D0312. If the MOA needs to involve other industry parties to resolve the issue, then reasonable endeavours should apply. Proceed to 40.4.20.	MOA	ERDA	D0312 Notification of Meter Information to MPAS	Electronic or other method, as agreed

Non Half Hourly

- 40.5 Where a new installation of a meter intending to be remotely read occurs but the communications are not operating initially, the Meter Type should be set to 'N', and the D0149/D0150 sent. When the communications are installed and operational on the Metering Asset, the Meter Type should be changed to RCAMR, RCAMY, or NCAMR, and the D0149/D0150 and D0313 sent.
- 40.6 Where an existing installation of a meter of type RCAMR, RCAMY, or NCAMR suffers a communications failure then if the failure is transient, the meter type remains unchanged and the problem resolved through the fault resolution process.
- 40.7 Where it is determined that communications have failed and they will not be replaced, or have been completely removed, then the Meter Type should be changed to N and the D0149/D0150 (without D0313) should be sent. The change of Meter Type and absence of D0313 will alert the recipient of the change of meter reading capability of that Metering Asset.
- 40.8 The process for Non Half Hourly Metering Assets is as follows:

Ref	When	Action	From	To	Information Required	Method
40.8.1	As appropriate.	Send request to investigate Metering Asset.	Any Participant	Electricity Supplier		Electronic or other method, as agreed
40.8.2	Within 2 WD of 40.8.1 or as the Electricity Supplier or NHHDC sees necessary.	Receive notification of inconsistencies, invalid data, faulty metering, invalid Meter Technical Details, or request to investigate suspect metering. Or receive action following decision in 40.8.6.	Electricity Supplier / NHHDC	MOA	D0001 Request Metering System Investigation, or D0005 Instruction on Action	Electronic or other method, as agreed
40.8.3	Within 5 WD of receipt 40.8.2 or as the MOA sees necessary Where the MOA has a contract with the	Investigate Metering Asset. Attempt to resolve fault. If the resolution involves a site visit take a meter register reading following resolution.	MOA (or its EMO)		Internal Process	

	Consumer, this must be taken into account when determining whether it is appropriate for the MOA to investigate inconsistencies.					
40.8.4	If unable to resolve the problem within 5 WD after receipt of 40.8.2	Send request for decision on further action if appropriate.	MOA	Electricity Supplier	D0002 Fault Resolution Report or Request for Decision on Further Action	Electronic or other method, as agreed.
40.8.5	As soon as possible after 40.8.4.	Determine appropriate further action or trigger another relevant process, for example, de-energise a Metering Asset, removal of a Metering Asset or reconfigure or replace Metering Asset (No Change of Measurement Class).	Electricity Supplier		Internal Process	
40.8.6	Immediately following 40.8.5.	Send decision on further action.	Electricity Supplier	MOA	D0005 Instruction on Action.	Electronic or other method, as agreed
40.8.7	Within 5 WD of resolving problem.	Send resolution of problem report. Where the Metering System investigation was requested by another Participant via the Electricity Supplier, the Electricity Supplier shall send the relevant Participant the resolution of problem report.	MOA	NHHDC or Electricity Supplier	D0002 Fault Resolution Report or Request for Decision on Further Action D0010 Metering Readings (in the resolution involved a site visit).	Electronic or other method, as agreed

40.8.8	Within 10WD of resolving problem.	Send Meter Technical Details if appropriate.	MOA	Electricity Supplier NHHDC or DNO	D0149 Notification of Mapping Details D0150 Non Half-hourly Meter Technical Details	Internal Process
40.8.9	At the same time as 40.8.8.	Send Meter Technical Details if appropriate.	MOA	Electricity Supplier NHHDC or	D0313 Auxiliary Meter Technical Details The MOA must send a D0313 in all cases where the MOA sends a D0150 and where the meter type is either NCAMR, RCAMR or RCAMY, except where there are no meters at the Metering Point and/or all meters have been removed, in which case only the D0150 is sent. The MOA must send a D0149 / D0150 in all cases where the MOA sends a D0313.	Electronic or other method, as agreed
40.8.10	At the same time as 40.8.8.	Notify MAP of corrections if required.	MOA	MAP	D0303 Notification of Meter Operators, Supplier and Metering Assets installed / removed by the MOP to the MAP	Electronic or other method, as agreed
40.8.11	If appropriate, within 10WD of resolving problem.	Send the relevant meter information changes.	MOA	ERDA	D0213 Notification of Meter Information to MPAS	Electronic or other method, as agreed
40.8.12	Immediately following 40.8.11	Perform validation checks and send response.	ERDA	MOA Electricity Supplier	D0213 Notification of Meter Information to MPAS	Electronic or other method, as

		If response accepted proceed to 40.8.14, otherwise proceed to 40.8.13.				agreed
40.8.13	Within 5WDs of 40.8.12.	Where the rejection is of a type the MOA can resolve without involving other industry parties, send a corrected D0312. If the MOA needs to involve other parties to resolve the issue, then reasonable endeavours shall apply. Proceed to 40.8.11.	MOA	ERDA	D0213 Notification of Meter Information to MPAS	Electronic or other method, as agreed
40.8.14	If required and no valid initial meter register reading received 5WDs after problem rectified.	Request initial meter register reading.	NHHDC	MOA Electricity Supplier		Post, fax, email
40.8.15	Within 10 WD of 40.8.14.	Send initial meter register reading.	MOA Electricity Supplier	NHHDC	D0010 Meter Readings	Electronic or other method, as agreed

41 Change of Measurement Class (Electricity Only)

- 41.1 The process for change of Measurement Class comprises of Appointment and de-appointment of the relevant MOAs, alongside installation or re-configuration of a Metering Asset with Half Hourly or Non Half Hourly functionality as applicable.
- 41.2 The Electricity Supplier should make all agents aware of the planned change of Measurement Class in advance of the formal Appointment and de- appointment processes. This is to ensure that the Appointment and de-appointment dates align with the date of the site visit, where such a visit is required. The actual Appointment and de-appointment interactions between the Electricity Supplier and MOA can be concluded after the Change of Measurement Class, provided they are backdated to align with the relevant dates.
- 41.3 The Electricity Supplier will Appoint the Gaining MOA with effect from the planned date of the change of Measurement Class. The Electricity Supplier will send a further Appointment flow after the change of Measurement Class with the actual Appointment date, where different.
- 41.4 After acceptance of the Gaining MOA Appointment the Electricity Supplier will de-appoint the Losing MOA . To avoid having to send a second notification if the change of Measurement Class doesn't take place on the planned date, the Electricity Supplier may delay a formal notification until the change of Measurement Class date is firm or the change of Measurement Class has taken place.

42 Proving Tests (Electricity Only)

- 42.1 Other than Metering Assets where Half Hourly data is sourced by the Electricity Supplier from a meter compliant with the Smart Metering Equipment Technical Specifications (SMETS), the MOA shall (or shall arrange for an EMO to) carry out a Proving Test / re-test for each instance of Half Hourly Metering Asset, that it is responsible for, in accordance with and in the circumstances described in this Paragraph 42.
- 42.2 A Proving Test is required where any, or all of the following key fields are changed whilst a Metering Asset is energised. A Proving Test shall be initiated as soon as that Metering Asset becomes energised and completed in the timescales set out Paragraph 42.
- (a) outstation Id;
 - (b) Meter Id (serial number);
 - (c) outstation number of channels;
 - (d) Measurement Quantity Id;
 - (e) Meter multiplier;
 - (f) pulse multiplier;
 - (g) CT and / or VT Ratios; and
 - (h) access to Metering Asset at password level 3 (where access to the Metering Asset at password level 3 has changed only the schedule for automated data transfer, a Proving

Test will not be required).

42.3 A Proving Test is required where:

- (a) the Metering Asset is for a Complex Site; or
- (b) the Metering Asset has a separate outstation; or
- (c) the Metering Asset has an integral outstation which can have a pulse multiple other than 1, as identified in the compliance and protocol approval list.

42.4 A Proving Test shall be carried out on both main and check Metering Assets and shall be carried out in any of the following circumstances:

- (a) as a result of new connection or transfers from CMRS to ERDA in accordance with BSCP68;
- (b) following a change of HHDC Appointment but only in the event that the Meter Technical Details were manually intervened. 'Manually intervened (with regard to Proving Tests)' means that Meter Technical Details have been entered, re- entered or changed in a software system manually i.e. the data has not been automatically entered into systems via receipt of a Market Message;
- (c) following a change of MOA Appointment but only in the event that the Meter Technical Details were manually intervened;
- (d) following a concurrent Switch and change of HHDC but only in the event that the Meter Technical Details were manually intervened;
- (e) when a Metering Asset is reconfigured / replaced;
- (f) following a change of Measurement Class from NHH to HH;
- (g) when there is a key field change (refer to Paragraph 42.1);
- (h) where there has been a key field change (refer to Paragraph 42.1) whilst a site has been de-energised and the Metering Asset becomes energised;
- (i) whenever a shared Metering Asset arrangement is carried out in accordance with the BSC;
- (j) where a feeder is energised for the first time; or
- (k) where a Complex Site is created, modified or removed, or where one of the above changes impacts on a Metering Asset which is part of a Complex Site.

42.5 The MOA shall decide from methods 1 to 4 which method of Proving Test is appropriate in conjunction with the HHDC. A Complex Site shall always be proved using the Complex Site Validation Test.

42.6 Complex Sites shall be proven in the same way as non Complex Sites except the MOA shall use the aggregated data provided by the Metering Asset for comparison. If the standard Proving Test

fails, the MOA and HHDC shall consider whether the site shall be classified as a Complex Site.

Proving Test Method 1

42.7 Where a Proving Test is initiated using method 1, the process below shall be followed:

Ref	When	Action	From	To	Interface	Means
42.7.1	When instructed by the Electricity Supplier,	Install or reconfigure Metering Asset and commission in accordance with BSC Metering Code of Practice 4; record Meter Technical Details and note the HH Metered Data to cover a specific Settlement Period while on site.	MOA (or its EMO)		Internal Process	
42.7.2	Following installation / reconfiguration, commissioning and once HH Metered Data retrieved; or if previous Proving Test attempt failed.	If appropriate send request for Proving Test (indicating which Settlement Periods to be collected) or alternatively request re-test following failure of immediately preceding Proving Test and provide Meter Technical Details.	MOA	HHDC	D0005 Instruction on Action. D0268 Half Hourly Meter Technical Details.	Electronic or other method, as agreed.
42.7.3	Following 42.7.2.	Read meter for the same HH Settlement Period as requested by the MOA using either a hand-held Unit or via remote interrogation as appropriate (ensuring that data collected for the Settlement Period does not contain a zero value).	HHDC		Internal Process As a minimum the HHDC shall collect the data required by the MOA, but may also collect and send more data than requested.	
42.7.4	Following 42.7.3.	Send raw HH Metered Data or notification that Metered Data cannot be collected for the Settlement Periods requested. The HHDC shall use all reasonable endeavours	HHDC	HHMOA / MOA	D0001 Request Metering System Investigation. D0003 Half Hourly	Electronic or other method, as agreed.

		to collect the data for the Settlement Period requested. If unable to collect metering data for Settlement Period requested, send alternative Settlement Period HH Metered Data.			Advances.	
42.7.5	Following 42.7.4.	If data received from HHDC, proceed to 42.11 to undertake a comparison and issue the results. If data not received from HHDC, proceed to 42.7.2 to undertake a re-test or use an alternative Proving Test method.	MOA		Internal Process	

Proving Test Method 2

42.8 Where a Proving Test is initiated using method 2, the process below shall be followed:

Ref	When	Action	From	To	Interface	Means
42.8.1	When instructed by the Electricity Supplier.	Install or reconfigure Metering Asset and commission in accordance with BSC Metering Code of Practice 4; and record Meter Technical Details while on site.	MOA (or its EMO)		Internal Process	
42.8.2	Following installation / reconfiguration, commissioning and once HH Metered Data retrieved; or if previous Proving Test attempt failed.	Agree date and time for Proving Test with HHDC, or alternatively request re-test following failure of immediately preceding Proving Test and provide Meter Technical Details	MOA	HHDC	D0005 Instruction on Action. D0268 Half Hourly Meter Technical Details.	Electronic or other method, as agreed.

42.8.3	Following 42.8.2.	Visit site a second time and note HH Metered Data to cover a specific Settlement Period.	MOA (or its EMO)		Internal Process	
42.8.4	Following 42.8.3.	Read meter for the same HH Settlement Period as agreed with the MOA using either a hand-held unit or via remote interrogation as appropriate (ensuring that data for the Settlement Period collected does not contain a zero value). If unable to collect metering data for Settlement Period requested, send alternative Settlement Period HH Metered Data.	HHDC		Internal Process As a minimum the HHDC shall collect the data required by the MOA, but may also collect and send more data than requested.	
42.8.5	Following 42.8.4.	Send raw HH Metered Data or notification that Metered Data cannot be collected for the Settlement Periods requested. If unable to collect HH Metered Data for Settlement Period requested, send alternative Settlement Period HH Metered Data.	HHDC	MOA	D0001 Request Metering System Investigation. D0003 Half Hourly Advances.	Electronic or other method, as agreed.
42.8.6	Following 42.8.5.	If data received from HHDC, proceed to 42.11 to undertake a comparison and issue the results. If data not received from HHDC, proceed to 42.8.2 to undertake a re-test or use an alternative Proving Test method.	MOA		Internal Process	

Commented [HT46]: R0192 housekeeping amendment

Proving Test Method 3

42.9 Where a Proving Test is initiated using method 3, the process below shall be followed:

Ref	When	Action	From	To	Interface	Means
42.9.1	When instructed by the Electricity Supplier.	<p>Install or reconfigure Metering Asset and commission in accordance with BSC Metering Code of Practice 4 (The commissioning may be carried out when the HH Metering System is installed but may be deferred if load is not available at that time.); retrieve HH Metered Data for a specific HH Settlement Period and record Meter Technical Details while on site.</p> <p>From the office, use own data retrieval system to read remotely for the same HH Settlement Period as collected during site visit.</p> <p>Compare MOA HH Metered Data from data retrieval system against that collected during site visit¹⁶³.</p> <p>If this data is correct then the MOAs data retrieval system has been successfully proved.</p> <p>If problems identified with readings taken from data retrieval system, investigate and rectify the problem then re-do the steps above.</p>	MOA (or its EMO)		Internal Process	
42.9.2	Following installation, commissioning and once HH Metered Data retrieved.	<p>Send request for Proving Test, or alternatively request a re-test following failure of immediately preceding Proving Test and provide Meter Technical Details.</p> <p>The MOA does not specify the Settlement Periods to be collected by the HHDC.</p>	MOA	HHDC	<p>D0005 Instruction on Action.</p> <p>D0268 Half Hourly Meter Technical Details.</p>	Electronic or other method, as agreed.

42.9.3	Following 42.9.2.	Read meter for Settlement Period of own choosing using either a hand-held unit or via remote interrogation as appropriate (ensuring that data for the Settlement Period collected does not contain a zero value).	HHDC		Internal Process	
42.9.4	Following 42.9.3.	Send raw HH Metered Data or notification that Metered Data cannot be collected.	HHDC	MOA	D0001 Request Metering System Investigation. D0003 Half Hourly Advances.	Electronic or other method, as agreed.
42.9.5	Following 42.9.4.	Use own data retrieval system to collect HH Metered Data for the same HH Settlement Period as provided by the HHDC. If unable to collect data from the data retrieval system, resolve problem, then complete Proving Test. If data received from HHDC, proceed to 42.11 to undertake a comparison and issue the results. If data not received from HHDC, proceed to 42.9.2 to undertake a re-test or use an alternative Proving Test method.	MOA		Internal Process	

Proving Test Method 4

42.10 Where a Proving Test is initiated using method 4, the process below shall be followed:

Ref	When	Action	From	To	Interface	Means
42.10.1	When instructed by the Electricity Supplier.	Install or reconfigure Metering Asset and commission in accordance with BSC Metering Code of Practice 4; retrieve HH Metered Data to cover a specific Settlement Period and note Meter Technical Details while on site.	MOA (or its EMO)		Internal Process	
42.10.2	Following installation / reconfiguration, commissioning and once HH Metered Data retrieved.	Send request for Proving Test or alternatively request re-test following failure of immediately preceding Proving Test and provide Meter Technical Details.	MOA	HHDC	D0005 Instruction on Action. D0268 Half Hourly Meter Technical Details.	Electronic or other method, as agreed.
42.10.3	Following 42.10.2.	Read Meter for HH Settlement Period of own choosing using either a hand-held Unit or via remote interrogation as appropriate (ensuring that data collected for the Settlement Period does not contain a zero value).	HHDC		Internal Process	
42.10.4	Following 42.10.3.	Send raw HH Metered Data or notification that Metered Data cannot be collected.	HHDC	HHMOA / MOA	D0001 Request Metering System Investigation. D0003 Half Hourly Advances.	Electronic or other method, as agreed.
42.10.5	Following 42.10.4.	Using either the manufacturer's software or software which has a relevant protocol approval in accordance with BSCP601 to read meter constants, pulse multipliers, serial numbers etc, the read meter pulses or engineering data for same HH Settlement Period as provided by HHDC to calculate HH reading.	MOA		Internal Process	

		<p>If data received from HHDC, proceed to 42.11 to undertake a comparison and issue the results.</p> <p>If data not received from HHDC, proceed to 42.10.2 to undertake a re-test or use an alternative Proving Test method.</p>				
--	--	--	--	--	--	--

Issuing Results of Proving Test (all Methods)

42.11 Following completion of a Proving Test, the process below shall be followed:

Ref	When	Action	From	To	Interface	Means
42.11.1	Following receipt of data from the HHDC.	Compare MOA HH Metered Data with HHDC Metering Data for the same Settlement Period.	MOA	Internal Process		
42.11.2	In accordance with the timescales in 42.12.	Send notification of successful Proving Test / re-test.	MOA	HHDC Electricity Supplier DNO BSCCo Transfer Co-Ordinator If Proving Test is being carried out as part of a CMRS / ERDA transfer in accordance with BSCP68.	D0214 Confirmation of Proving Test	Electronic or other method, as agreed.
42.11.3	In accordance with the	Send notification that Proving Test	MOA	HHDC	D0002 Fault Resolution Report or Request for	Electronic or other method,

	timescales in 2 42.12.	/ re-test failed.			Decision on Further Action	as agreed.
42.11.4	In accordance with the timescales in 42.12.	Investigate problem and take corrective action. Proceed to the appropriate method to re-do the Proving Test.	MOA (or its EMO)		Internal Process	
42.11.5	Following 42.11.4	Use own data retrieval system to collect HH Metered Data for the same HH Settlement Period as provided by the HHDC. If unable to collect data from the data retrieval system, resolve problem, then complete Proving Test. If data received from HHDC, proceed to 42.11.1 to undertake a comparison and issue the results. If data not received from HHDC, proceed to 42.9.2 to undertake a re-test or use an alternative Proving Test method.	MOA		Internal Process	

Commented [HT47]: R0192 housekeeping amendment

Proving Test Timescales

42.12 The timescale for carrying out the Proving Test shall vary depending on the BSC Metering Code(s) of Practice to which the Metering Asset is assigned.

It is not necessary that all the steps of the relevant processes are carried out on the same day; the requirement is that the Proving Test in its entirety is completed by the timescale specified below and subject to the exceptions listed below. The maximum timescale between the initiation of a Proving Test and the successful completion of the Proving Test by the MOA sending the D0214 Confirmation of Proving Tests to the HHDC is listed below for each BSC Metering Code(s) of Practice.

42.13 Where the Proving Test has failed, the MOA shall initiate a re-test and the MOA and HHDC shall ensure wherever possible that the timescale is the same as for the original Proving Test.

42.14 In the event that timescales are exceeded and the Proving Test is not completed, the process shall proceed to completion and an audit trail will be maintained by the MOA and HHDC in order to explain the delay.

BSC Metering Code(s) of Practice	WDs to Complete Proving Test	WDs to Complete Re-Test	Total
One	5	5	10
Two	5	5	10
Three	10	10	20
Five	15	15	30
Ten	15	15	30

Complex Site Validation Test

42.15 Complex Sites shall be proven in the same way as non Complex Sites except the MOA shall use the aggregated data provided by the Metering Asset for comparison, as follows:

Ref	When	Action	From	To	Interface	Means
42.15.1	Following installation / reconfiguration, commissioning and where previous Complex Site validation test failed.	Collect HH Metered Data (Data collection methods as defined in Proving Tests 1, 2, 3 and 4), aggregate in accordance with Complex Site rules and record values.	MOA (or its EMO)		Internal Process	

42.15.2	Following 42.15.1.	Send request for Proving Test or alternatively request re-test following failure of immediately preceding Proving Test and provide Meter Technical Details.	MOA	HHDC	D0005 Instruction on Action. D0268 Half Hourly Meter Technical Details. Complex Site Supplementary Information Form (see Appendix 2 and 3)	Electronic or other method, as agreed.
42.15.3	Within 5WD of 42.15.2.	Collect HH Metered Data and aggregate in accordance with the Complex Site rules and send to the MOA.	HHDC	MOA	D0003 Half Hourly Advances. Email with aggregated consumption data for the day requested in 42.15.2.	
42.15.4	Within 2 WD of 42.15.3.	Validate metered volumes.	MOA		Internal Process.	
42.15.5	Within 2 WD of 42.15.3, if validation test passes.	Send notification.	MOA	HHDC Electricity Supplier	D0214 Confirmation of Proving Test	Electronic or other method, as agreed.
42.15.6	Within 2 WD of 42.15.3, if validation test fails.	Send notification.	MOA	HHDC Electricity Supplier	D0002 Fault Resolution Report or Request for Decision on Further Action	Electronic or other method, as agreed.
42.15.7	Within 5 WD of 42.15.6.	Investigate discrepancy with HHDC and resolve. Note: If unresolved after 5WD the HHDC is required to raise a D0001 'Request Metering System Investigation' in accordance with BSCP502.	MOA		Internal Process	

On-Site Aggregation Validation Test

42.16 Under BSC Procedure 502 On-Site Aggregation is included for Customers on Licence Exempt Distribution (Private) Networks requiring Third Party Access for a Supplier of their choice. On-Site aggregation is concerned with the aggregation of the metered volumes of the connections on the Licence Exempt Distribution Network for which the Supplier associated with the Licence Exempt Distribution Network is responsible. BSC Procedure 502, Paragraph 2.9 of Section K details certain requirements in connection with the On-Site Aggregation Option.

42.17 The Meter Operator Agent shall provide a copy of the On-Site Aggregation Form to BSCCo following registration of, or any significant change to, an On-Site Aggregation Metering System.

Commented [SJ48]: M6 Consultation Update - section introduced to reflect approved REC CP R0150
Commented [HT49R48]: Dependent on P455 approval

REF	WHEN	ACTION	FROM	TO	INFORMATION REQUIRED	METHOD
42.17.1	As appropriate	Receive request to validate Onsite Aggregation data	MOA	HHDC	D0005 Instruction on Action	Electronic or other method, as agreed
42.17.2	Within 5WD of 42.17.1	Collect Metered Data and aggregate in accordance with the Onsite Aggregation rules. Send Metered Volumes from each Meter in the Onsite Aggregation Rule Send Aggregated Output of Onsite Aggregation Rule	HHDC	MOA	D0003 Half Hourly Advances Email with aggregated consumption data for the day requested in 42.17.1.	Electronic or other method, as agreed.

42.17.3	Within 2WD of 42.17.2	Validate Metered Volumes and Aggregate Output of Onsite Aggregation Rule	MOA			Internal Process
42.17.4	Within 2 WD of 42.17.3 if data is validated	Send notification confirmation of both metered volumes and aggregated output of Onsite Aggregation validation rule.	MOA	HHDC Supplier	D0214 Conformation of Proving Tests	Electronic or other method, as agreed.
42.17.5	Within 2 WD of 42.17.3 if data is not validated	Send notification of failure of either metered volumes or aggregated output of Onsite Aggregation Rule	MOA	HHDC Supplier	D0002 Fault Investigation	Electronic or other method, as agreed.
42.17.6	At the same time as 42.17.5	Investigate discrepancy with HHDC and resolve. Proceed to 42.17.1	MOA	HHDC	D0002 Fault Resolution Report or Request for Decision on Further Action.	Electronic or other method, as agreed.
42.17.7	Within 5 WD of 42.17.6 if remains not validated.	Proceed to the Metering System Investigation Process in accordance with BSCP502.	HHDC			Internal Process

43 Safe Isolation Provider (Electricity Only)

43.1 This paragraph 43 applies only to MOAs which have been (and remain) accepted as a Safe Isolation Provider (SIP).

Contract with premises owner

43.2 Before a SIP undertakes any SIP Works at a premises, the SIP shall enter into a contract with an owner of the premises. An owner of a premises may (without limitation) be an owner-occupier (owning the freehold or a long lease), a private landlord, a local authority or a housing association.

43.3 The SIP shall ensure that each such contract with an owner of a premises contains:

- (a) confirmation that the entity entering into the contract is an owner of the premises and has the necessary authority to consent to the SIP Works;
- (b) the owner's consent to the SIP undertaking the SIP Works;
- (c) confirmation that the owner has given (or will give) reasonable advance notice to the occupiers of the premises (if different from the owner), and a requirement on the owner to retain and produce on demand evidence of such notice;
- (d) confirmation that the owner has considered and provided information to the SIP regarding the issues relevant to whether the SIP should identify any Safe Isolation Provider Additional Needs Information (SIP ANI) for the occupiers of the premises;
- (e) confirmation that the owner has taken reasonable steps in respect of any SIP ANI identified, including by providing support to the occupiers during the SIP Works or giving sufficient advance notice of the SIP Works so as to enable the occupier to arrange for additional support; and
- (f) if any SIP ANI has been identified, confirmation that the owner has informed the occupier that the SIP ANI will be shared under this Code.

Notifying the Electricity Supplier

43.4 The expectation is that the SIP Works at each premises will be completed in one day, so that the connection is de-energised and re-energised on the same day. If, however, the connection is not de-energised and re-energised on the same day, then the SIP shall notify the Registered Supplier (electricity). In such cases, the SIP shall send a further update once the connection has been re-energised.

43.5 By the end of the next Working Day following the day on which SIP Works were completed at a premises, the SIP shall send the relevant Market Message to the Registered Supplier (electricity) to confirm that the SIP Works have been completed.

43.6 If a Smart Meter is installed at a premises at which a SIP undertakes SIP Works, then the SIP shall check that the Smart Meter communications have been restored to the same condition as existed before the SIP commenced the SIP Work. If the same level of communications cannot be re-established, then the SIP shall notify the occupier of the premises and also the Registered Supplier (electricity) for the premises. Notification to the Registered Supplier shall be made via the relevant Market Message.

43.7 If, while attending a premises to undertake SIP Works, any SIP ANI is identified by the SIP, then the SIP shall notify such SIP ANI to the Registered Supplier (electricity) for the premises (so that the supplier can further review the situation). Such notification shall be made via the Market Message required by paragraph 43.5.

43.8 The following interface table describes the processes required by Paragraphs 43.4 to 43.7 (inclusive):

Ref	When	Action	From	To	Interface	Means
43.8.1	If the connection is not de-energised and re-energised on the same day	Send notification of the same	SIP	Supplier	MM00036 (D0139) Confirmation of Change of Energisation Status	Electronic or other agreed means.
43.8.2	If paragraph 43.8.1 applied, once the connection has been re-energised	Send notification of the same	SIP	Supplier	MM00036 (D0139) Confirmation of Change of Energisation Status	Electronic or other agreed means.
43.8.3	By the end of the next Working Day following completion of the SIP Works	Send notification of the Work Completion	SIP	Supplier	(D0396) SIP Event Completed	Electronic or other agreed means.
43.8.4	If pre-existing level of smart metering communication cannot be re-established	Send notification of the same	SIP	Supplier	(D0002)	Electronic or other agreed means.
43.8.5	If SIP ANI identified	Send notification of the same	SIP	Supplier	MM00453 (D0396)	Electronic or other agreed means.

On-Site Risk Assessment


43.9 On attending a premises, the SIP shall consider whether it is able to undertake the intended SIP Works by carrying out its own risk assessment to determine whether it is safe to proceed with the SIP Works, and shall only proceed with the SIP Works where it is safe to do so.

Incidents of Danger, Damage or Interference to the Metering Equipment

43.10 If the SIP finds evidence of danger, damage or interference with the Metering Equipment, then the SIP shall report it to the Registered Supplier (electricity) as follows:

- (a) If any Metering Equipment is identified as defective such as to present the possibility of danger:
 - (i) the SIP shall make it safe and report it immediately to the Registered Supplier by telephone, asking the Registered Supplier to attend as an emergency, within 3 hours;
 - (ii) the Registered Supplier shall report back to the SIP within 5 Working Days of the Metering Equipment fault being resolved; and
 - (iii) the SIP Works will be put on hold until such time as the Registered Supplier confirms to the SIP that the issue has been resolved.
- (b) If any parts of the Metering Equipment are hazardous (or if the SIP reasonably believes they may become hazardous), the SIP shall determine whether it can safely carry out the SIP Works, or whether it should abort the SIP Works; and:
 - (i) if the SIP Works are completed, then the SIP shall send the fault report to the Registered Supplier with the SIP Event Completed Market Message, and the Registered Supplier does not need to notify the SIP of the fault resolution; or
 - (ii) if the Safe Isolation Provider Works are aborted, then the Registered Supplier shall notify the SIP when the reported faults have been rectified. The Registered Supplier shall notify the SIP within 5 Working Days of the fault being rectified (but no later than 40 Working Days after the fault being reported), so that the SIP Works may be safely rescheduled.
- (c) If the SIP finds apparent evidence of deliberate tampering/interference, then the SIP shall comply with the relevant provisions of the Unbilled Energy Code of Practice Schedule and report this to the Registered Supplier.

43.11 The following interface table describes the processes required by Paragraph 43.10:



Ref	When	Action	From	To	Interface	Means
43.11.1	If required as per 43.10.1(a).	The SIP will make the Metering Point safe and report evidence of potential danger with the Metering Equipment	SIP	Supplier	The SIP will telephone the Supplier when the SIP is on site.	Telephone
43.11.2	Within 3 hours of 43.11.1	The Registered Supplier will send their MOA to site to rectify the issue identified.	Supplier	MOA	The Registered Supplier will make the Request of their MOA by the internal method agreed between them.	Internal Processes between the Registered Supplier and their MOA
43.11.3	Within 5WD of 43.11.2	The Registered Supplier will advise the SIP that the reported issue has been remedied.	Supplier	SIP	D0002 Fault Resolution Report or Request for Decision on Further Action	Electronic or other method, as agreed
43.11.4	If required as per 43.10(b)	SIP shall determine whether it can safely carry out the SIP Works, or whether it should abort the SIP Works.	SIP		Internal SIP process	N/A
43.11.5	Following 43.11.4, if the SIP completes the SIP Works	Notify fault with the SIP Event Completed Market Message	SIP	Supplier	D0002 Fault Resolution Report	Electronic or other method, as agreed
43.11.6	Following 43.11.5, if the SIP aborts the SIP Works – As advised in the Additional Information Field	Notify fault with and await further update	SIP	Supplier	D0002 Fault Resolution Report or Request for Decision on Further Action	Electronic or other method, as agreed
43.11.7	If 43.11.6 applies, within 5 WD of resolution (and no later than 40 WD of report)	Registered Supplier will advise the SIP that the reported issue has been remedied.	Supplier	SIP	D0002 Fault Resolution Report or Request for Decision on Further Action	Electronic or other method, as agreed

43.11.8	If required as per 43.10(c)	The SIP will take appropriate action to make the site safe, and report such findings to the Registered Supplier	SIP	Supplier	D0136 <u>A report of the existence of a possible irregularity which may require further investigation by a Revenue Protection Service Report or Request for Decision on Further Action</u> Or to the UKRPA where the identity of the Supplier is unclear	Electronic or other method, as agreed. UKRPA Website
---------	-----------------------------	---	-----	----------	---	---

Commented [HT50]: R0192 housekeeping amendment

Incidents of Danger, Damage or Interference to the DNO Equipment

43.12 The SIP shall ensure that it has access to a current version of the Guidance for Service Termination Issue Reporting document while on site (this may be a physical or electronic version) and act in accordance with it. The SIP shall make the appropriate report to the DNO as follows:

- (a) any DNO Equipment which they find to be defective such as to present the possibility of danger (category A);
- (b) any parts of the DNO Equipment, Sites or situations which are or which they reasonably believe may become hazardous (category B); or
- (c) any relevant asset condition information (category C).

44 Crowded Meter Room ~~MOAEM~~ (Electricity Only)

44.1 This paragraph 44 applies only to MOAs which are contracted as a Crowded Meter Room MEM (CMRM) by the Crowded Meter Room Coordinator (CMRC).

44.2 Each CMRM shall only De-energise a Metering Asset if requested to do so by the CMRC. Each CMRM shall only re-energise a Metering Asset that has been De-energised by (or on behalf of) the CMRC.

Notifying the Electricity Supplier and the DNO

44.3 The expectation is that the CMR Works for a Metering Asset will be completed in one day, so that the connection is De-energised and re-energised on the same day. If, however, the connection is not De-energised and re-energised on the same day, then the CMRM shall notify the Registered Supplier (electricity) and the DNO. In such cases, the CMRM shall send a further update once the connection has been re-energised. The CMRM shall in all cases inform the Registered Supplier (electricity) once the CMR Works for a Metering Asset have been completed.

44.4 If, while attending a premises to undertake CMR Works, any vulnerability is identified by the CMRM, it may provide information on Priority Services and will advise the Consumer to contact their Registered Supplier (electricity) or will contact the Registered Supplier on the Consumer's behalf.

44.5 The following interface table describes the processes required by Paragraphs 44.2 to 44.4 (inclusive):

Commented [HT51]: R0192 housekeeping amendment

Ref	When	Action	From	To	Interface	Means
If CMRM De-energises						
44.5.1	If the connection is not De-energised and re-energised on the same day, by the end of the Working Day	Send change of energisation status.	CMRM	Supplier DNO	MM00036 (D0139) Confirmation of Change of Energisation Status	Electronic or other agreed means.
44.5.2	If paragraph 44.5.1 applied, once the connection has been re-energised	Send notification of the same	CMRM	Supplier DNO	MM00036 (D0139) Confirmation of Change of Energisation Status	Electronic or other agreed means
44.5.3	By the end of the next Working Day following completion of the CMR Works	Send notification of the Work Completion	CMRC	Supplier	As defined by the Alt Han Co Forum	Electronic or other agreed means.
44.5.4	If paragraph 44.4 applies	Request the electricity supplier to make contact with its Consumer regarding issues of vulnerability	CMRC	Supplier	No required format	Electronic or other agreed means

On-Site Risk Assessment

44.6 On attending a premises, the CMRM shall consider whether it is able to undertake the intended CMR Works by carrying out its own risk assessment to determine whether it is safe to proceed with the CMR Works and shall only proceed with the CMR Works where it is safe to do so.

Incidents of Danger, Damage or Interference to the Metering Equipment

44.7 If the CMRM finds evidence of danger, damage or interference with the Metering Equipment, then the CMRM shall report it to the Registered Supplier (electricity) as follows:

- (a) If any Metering Equipment is identified as defective such as to present the possibility of danger:
 - i. the CMRM shall make it safe and report it immediately to the Registered Supplier by telephone, asking the Registered Supplier to attend as an emergency, within 3 hours;
 - ii. the Registered Supplier shall report back to the CMRM within 5 Working Days of the Metering Equipment fault being resolved; and
 - iii. the CMRM Works will be put on hold until such time as the Registered Supplier confirms to the CMRM that the issue has been resolved.

- (b) If any parts of the Metering Equipment are hazardous (or if the CMRM reasonably believes they may become hazardous), the CMRM shall determine whether it can safely carry out the CMR Works, or whether it should abort the CMR Works; and:

- iii. if the CMR Works are completed, then the CMRC shall send a notification to the Registered Supplier with the CMR Works completed message (under Paragraph 44.5.3), and the Registered Supplier does not need to notify the CMRM of the fault resolution; or
 - iv. if the CMR Works are aborted, then the Registered Supplier shall notify the CMRM when the reported faults have been rectified. The Registered Supplier shall notify the CMRM within 5 Working Days of the fault being rectified (but no later than 40 Working Days after the fault being reported), so that the CMRM Works may be safely rescheduled.
- (c) If the CMRM finds apparent evidence of deliberate tampering/interference, then the CMRM shall comply with the relevant provisions of the Unbilled Energy Code of Practice Schedule and report this to the Registered Supplier.

44.8 The following interface table describes the processes required by Paragraph 44.7:

Ref	When	Action	From	To	Interface	Means
44.8.1	If required as per 44.7(a).	The CMRM will make the Metering Point safe and report evidence of potential danger with the Metering Equipment	CMRM	Supplier	The CMRM will telephone the Supplier when the CMRM is on site.	Telephone
44.8.2	Within 3 hours of 44.8.1	The Registered Supplier will send their Appointed MOA to site to rectify the issue identified.	Supplier	MOA	The Registered Supplier will make the Request of their MOA by the internal method agreed between them.	Internal Processes between the Registered Supplier and their MOA
44.8.3	Within 5WD of 44.8.2	The Registered Supplier	Supplier	CMRM	D0002 Fault Resolution Report or	Electronic or other

Ref	When	Action	From	To	Interface	Means
		will advise the CMRM that the reported issue has been remedied.			Request for Decision on Further Action	method, as agreed
44.8.4	If required as per 44.7 (b).	CMRM shall determine whether it can safely carry out the CMR Works, or whether it should abort the CMR Works.	CMRM		Internal process	N/A
44.8.5	Following 44.8.4 if the CMRM completes the CMR Works	Send notification of the CMR Work completion message	CMRC	Supplier	As defined by the Alt Han Co Forum	Electronic or other agreed means.
44.8.6	Following 44.8.4, if the CMRM aborts the CMR Works – As advised in the Additional Information Field	Notify fault with and await further update	CMRM	Supplier	D0002 Fault Resolution Report or Request for Decision on Further Action	Electronic or other method, as agreed
44.8.7	If 44.8.6 applies, within 5 WD of resolution (and no later than 40 WD of report)	Registered Supplier will advise the CMRM that the reported issue has been remedied.	Supplier	CMRM	D0002 Fault Resolution Report or Request for Decision on Further Action	Electronic or other method, as agreed
44.8.8	If required as per 44.7 (c)	The CMRM will take appropriate action to make the site safe, and report such findings to the Registered Supplier	CMRM	Supplier	D0136 <u>A report of the existence of a possible irregularity which may require further investigation by a Revenue Protection Service, Report or Request for Decision on Further</u>	Electronic or other method, as agreed.

Commented [HT52]: R0192 housekeeping amendment

Ref	When	Action	From	To	Interface	Means
					<p>Action</p> <p>Or to the UKRPA where the identity of the Supplier is unclear</p>	UKRPA Website

Incidents of Danger, Damage or Interference to the DNO Equipment

44.9 The CMRM shall ensure that it has access to a current version of the Guidance for Service Termination Issue Reporting document while on site (this may be a physical or electronic version) and act in accordance with it. The CMRM shall make the appropriate report to the DNO as follows:

- (a) any DNO Equipment which the CMRM finds to be defective such as to present the possibility of danger (category A);
- (b) any parts of the DNO Equipment, sites or situations which are or which the CMRM reasonably believe may become hazardous (category B); or
- (c) any relevant asset condition information (category C)

1 Appendix – RGMA Responses and Exceptions

Introduction

1.1 This Appendix 1 provides details of the standard responses for all [RGMA Market Messages](#) and defines the types of exception and the associated response.

Responses

1.2 The responses to a file are as follows:

a) Delivery receipts will be sent for all files sent by a transfer mechanism and is commonly referred to as an 'acknowledgement' or 'handshake', often there is little validation over the file header and file corruption.

b) The file will then be validated and this will result in either a file rejection or a response for each transaction (the exception to this is if a [Market Participant](#) uses the optional number of errors limit, over which they will reject the file – if this is in operation there will have been prior agreement between both the sending and receiving [Market Participant\(s\)](#) within the file i.e. there will be no 'successfully processed' file at this level.

The file will have basic validation carried out e.g. there is a header, there are the correct number of records and transactions. If these file level exceptions occur the whole file will be rejected and no further processing will take place. There are commercial variances in that some transfer mechanisms will carry this out, in others the application or gateways will carry this out.

If there are no file exceptions, then processing will continue. There will not be a 'file successful' at this stage.

It is intended that every file or transaction (job request, job notification) will have an explicit response, either an acceptance or rejection (An exception to this is ONAGE where it is a request for an Appointment - the response data flow (RNAGE) is optional, based on commercial agreements).

c) Where transaction rejections occur, the originator is notified by a specific response transaction, with reference to the data sent and one or more appropriate response reasons, i.e. the erroneous transaction or file is not returned in its entirety. Wherever possible the record with the error will be returned as the erroneous record and any number of reasons associated to it. It is for the systems to determine how far the error processing goes. It is preferable to deal with all errors in one go, however this has to be balanced against a single error which could cause the whole data group to be out (e.g. displace value) where erroring every [Data Item](#) in the data group would not provide any added value.

d) There may be a number of response reason codes, but once an exception has been found for a transaction at a particular level, processing at a lower level will not be continued i.e.;

if there is a transaction rejection, the records and [Data Items](#) will not be processed.

if there is a record rejection, the [Data Items](#) will not be processed.

1.3 The recipient will return the following responses to the originator:

1. The success of the file transmission.
2. If 1) is successful, but there are technical errors at the file level, then the file is rejected and the originator is notified with reasons.
3. Optional processing: If 2) is successful, but the number of technical errors (at any level) exceeds the limit agreed between the parties, then the whole file is rejected and the originator notified with reasons.
4. Provided 3) does not apply, then the originator is notified of the success of each valid transaction, and of the failure (with reasons) of each transaction rejected on technical and/or functional grounds. Such rejection(s) may have been at transaction, record or [Data Item](#) level.

Exceptions

1.4 Exceptions are categorised as follows:

- a) [Market Message](#) level exceptions;
- b) Transaction level exceptions;
- c) Collection level exceptions; and
- d) [Data Item](#) level exceptions.

File Level Exceptions

1.5 [Validation](#) - File level validation can be carried out by inspecting the file header, trailer and examining the basic structure of the file for technical exceptions e.g. invalid file type.

1.6 [Response Transaction Format](#) - When the recipient of a file rejects it as a whole, the response file that is sent to the originator follows the naming convention determined by the Transfer Mechanism Service Provider. Information on the rejected file is referenced in the response transaction, with a record identifier of REJFL and associated reason(s).

1.7 The standard allows for [Market Participants](#) to identify a situation where a transaction error may result in a rejected file e.g. where a number of transactions had been unsuccessfully processed and it was found that the records were out of sequence (and therefore the file considered potentially corrupt), before any transactions had been successfully processed. In this case the file rejection may include the transaction outcome and associated records in error (with the reasons). Not all [Market Participants](#) may want to use this option.

1.8 Where the file level checks are valid, only transaction (technical and/or functional) responses will be returned.

Transaction Level Exceptions

1.9 Validation - Inspecting the transaction header records will enable basic transaction validation to take place, but subsequent records within the transaction will also need to be validated to ensure that they are applicable for the transaction type e.g. missing record.

1.10 Response Transaction Format - At the transaction level an acceptance or rejection response will be provided for each transaction received. A rejection will be sent in the event that a transaction, record or data error is discovered within the transaction, making it unusable.

1.11 There will be one response transaction per returned response file, which would relate to a number of transactions from different files with transaction, record or data level exceptions e.g. a response file could have job notification responses from job notifications which were sent on different files, and they could have both job notification responses and job update responses. There are commercial variances due to different processing options and sophistication of gateway processes e.g. some [Market Participants](#) only send back one type of response transaction in any one file e.g. they will all either be job notification responses or job update responses. Further some [Market Participants](#) may process all records in a file first and then send back one response file with a response for each of the transactions in that file i.e. 1:1 request/notification to response file. Others will adopt the many transaction types as this minimises the number of files sent (and thus ensures limits on the number of files sent over a period are not exceeded) and the recipients may use file splitting of files on receipt, anyway. Some [Market Participants](#) also return responses when processed, so that a transaction where they wish to manually intervene before returning the response, does not hold up the responses to the other transactions, and further gateway matching may be at a transaction, rather than a number of records in file basis.

1.12 The response transaction would not have any file information in it as the subsequent records could be from a combination of files, and information in error is referenced in the response transaction. The record identifier will be RESPN.

1.13 If a transaction is successfully processed then the transaction outcome (outcome code) would indicate it had been successfully processed, otherwise it would indicate that the transaction had not been accepted.

1.14 Where there are transaction exceptions, there may be a number of reasons indicating what, if any transaction exceptions were identified. It may also have from one, to a number, of erroneous records associated to it.

1.15 Thus a response file consists of:

- a) A file header record at the start of the file and a trailer record at the end of the file.
- b) A 'Response Transaction' record which will either be a record identifier or 'REJFL' where the response file is a notification that a file has been rejected, or 'RESPN' with a series of transaction responses.
- c) Where it is a file level response (REJFL) the related response codes etc. would be sent in the response record(s) following the 'Response Transaction'.
- d) Where there were no file exceptions and this is a file of transaction responses (RESPN),

each transaction will have a transaction outcome record providing a reference to the record it is a response to, and whether it was successfully processed or not.

e) Where the outcome was unsuccessful it will have the original record where the error(s) were detected, followed by one or more reason records identifying the [Data Item](#) and reason for the error. The exception to this is where the reason is at the transaction level e.g. there is a data group missing - the reason records will then be hung directly off the transaction outcome without any erroneous record (a missing one does not exist).

f) Where the request is for a job, and the [MAM](#) accepts the job request but they have arranged the appointment e.g. where an Energy Supplier has a contract that the MEM arranges a visit at a suitable time for the consumer but also on a date/time which is cost effective for the MEM, and the Energy Supplier does not wish/have direct access to the MEM's scheduling system, they could return the appointment information in the appointment record. Commercial variance: This option has not been implemented where the Suppliers make the appointments with the [Consumers](#). An alternative is for an additional [ONJOB/RRJOB](#) (where the [ONJOB](#) transaction status is 'Scheduled') instead of using the appointment record.

Record Level Exceptions

1.16 [Validation](#) - Given the interdependency of record formats to transaction types, it is necessary to carry out record validation within the context of the transaction in which it occurs. For example, a record format may be valid for an asset reposition request, but invalid for an Asset exchange request.

1.17 Optionality of the [Data Items](#) within the record format may be dependent on its context within a record e.g. record identifier invalid. The recipient of the exception is likely to need to refer back to the transaction they originally sent. This is expected to be the process for any unsuccessful response as even a record level exception could be misinterpreted if taken out of the context of the whole transaction.

1.18 [Response Transaction Format](#) – In the event that a record level exception is discovered, then the whole transaction is rejected.

[Data Item](#) Level Exceptions

1.19 [Validation](#) - [Data Item](#) validation includes the following functional exceptions:

- a) Value checks e.g. against standing data.
- b) Consistency with existing data that the [Market Participant](#) already holds e.g. the [RMP](#) is not one of theirs.
- c) Inter-data dependency:
 - Logical e.g. read date is not consistent with install date.
 - Commercial e.g. the appointment is not within the service level agreements

- Functional rules e.g. a postcode is not in the area the MAM is contracted to work in.

1.20 Response Transaction Format – In the event that a Data Item level exception is discovered, then the whole transaction is rejected.

2 Appendix 2: Complex Site Supplementary Information Form

Metering System Details
MSID/MPAN
Initial MOA
Appointed MOA
HHDC
Supplier
Distributor
Site Name
EFD
ETD
Version Number
Boundary/Embedded Indicator
Import/Export Indicator
Metering Dispensation Ref
Method of Compensation
Signature
Date of Signature
Related MSIDs/MPANs
Associated MSIDs/MPANs
Boundary/Embedded Indicator
Import/Export Indicator
Additional Comments
Complex Site Mapping Details
MSID/MPAN
Meter Serial ID
O/S Serial Number
Channel Number
Measurement Quantity ID

RETAIL
ENERGY
CODE

Main/Check
Feeder No
Feeder Status
Multiplier
Smart Meter Indicator
Mapping Reference
Complex Site Mapping Details